



WELL MASTER

***Plunger Lift
Solutions & Services***



WELL MASTER
Produce more. Spend less.

TABLE OF CONTENTS

- **ABOUT WELL MASTER**
- **PRODUCTS & SERVICES**
- **INNOVATION LEADER**
- **DYNAMIC SEAL™ TECHNOLOGY**
- **TRAINING PROGRAMS**
- **CONTINUOUS RUN PLUNGERS**
 - **TALON PLUNGERS** - Continuous Run, Bypass Plunger, Ball & Sleeve
 - **SCREAMIN' EAGLE™ PLUNGER** - Clutched, Continuous Run, Bypass Plunger
 - **THE OSPREY** - The Original Flow/Shift Sliding Sleeve Bypass Plunger
- **VENTURI PLUNGERS**
 - **VENTURI VIPER** - Bridges gap between continuous and convention run
 - **PADDED VENTURI** - Bridges gap between continuous and convention run
- **VIPER & MINI VIPER PLUNGERS** - High performance, all-purpose, extended life plunger
- **SIDEWINDER PLUNGER** - Durable, low maintenance, economical solid plunger
- **HOLLOW POINT PLUNGERS** - Lightweight economical plunger
- **ECONOMICAL PLUNGERS**
 - **CARBON COBRA** - Durable, low maintenance, economical hollow plunger
 - **CARBON BAR** - Durable, low maintenance, economical solid plunger
 - **CARBON PAD** - Economical, high efficiency, dual pad plunger
- **PADDED PLUNGERS**
 - **VORTEX JETTED PLUNGERS**
 - **VORTEX JETTED DUAL PAD & VORTEX JETTED DIAMOND PAD PLUNGERS** - High performance, extended life, dual pad plunger
 - **VORTEX JETTED SINGLE PAD PLUNGER** - High performance, extended life, single pad plunger
 - **XCEL PADDED PLUNGERS**
 - **XCEL DUAL PAD** - Extended life, dual pad plunger
 - **XCEL SINGLE PAD** - Extended life, single pad plunger



WELL MASTER
Produce more. Spend less.

TABLE OF CONTENTS

• **SPECIALTY PLUNGERS**

- **CLEANOUT PLUNGER** - Solid Cleanout Plunger
- **BRUSH PLUNGER** - Superior Sealing & Sweeping Tool
- **POGO PLUNGERS** - Shock Absorbing Plunger

• **SHEARMASTER** - Floating downhole stop & "scale buster"

• **SPRINGS**

- **RHINO** - Bottom Hole Bumper Spring
- **PRESSURE RELIEVING STANDING VALVE** - Bottom Hole Pressure Relieving Standing Valve
- **RHINO HD** - Heavy Duty Bumper Spring
- **RHINO HZ** - Horizontal Spring
- **SPRING CONFIGURATION MATRIX**

• **HOLD DOWN METHODS**

- **TUBING STOP** - downhole stop, A-Type, Fish Neck
- **COLLAR STOP** - downhole stop, F-Type, Fish Neck

• **LUBRICATORS**

- **3K PREMIUM LUBRICATOR** - Durable, Dual-Outlet Lubricator
- **UNIBODY LUBRICATOR** - Unibody Lubricator ideal for higher pressure wells
- **MODULAR LUBRICATOR** - Weld free, drop-in lubricator for maximum customization
- **SUPER-E™ SPRING** - Innovative, energy absorbing, durable elastomer spring

• **SENSORS**

- **SENTRY™ SENSOR** - Plunger arrival sensor with magnetic shut-off (MSO)
- **HAWKEYE IS & HAWKEYE XP** - Plunger sensors with self calibration

• **CONTROLLERS**

- **MODEL 550** - Economical plunger lift controller with pressure override
- **MODEL 650** - Premium plunger lift controller with built in optimization

• **ACCESSORIES**

- **FISHING TOOL KIT** - Fishing tool kit for retrieving all types of downhole equipment
- **PULLERS & GAUGE RINGS** - Pullers assists in plunger retrieval and gauge rings help determine if plunger needs to be replaced

• **VALVES**

- **AUTOMATED CHOKE VALVE** - Side-entry threaded control & choke valve

• **WELL MASTER SERVICE MAP**



WELL MASTER
Produce more. Spend less.

ABOUT WELL MASTER

COMPANY OVERVIEW

Well Master Corporation based in Golden, CO and founded as a Colorado Company in 1984, designs and manufactures premium artificial lift systems for the oil & gas industry. Well Master focuses on optimizing oil & gas production utilizing plunger lift systems by minimizing total cost of ownership and maximizing return on investment for customers using Well Master products and services.



VISION

PEOPLE: Well Master's people build internal and external relationships that are meaningful and lasting. Their people are inspired, motivated, and are provided a great place to work.

PRODUCTS: Well Master's products are innovative, durable, reliable, and exceed customer expectations by providing exceptional value.

PROCESSES: Well Master's processes are efficient and support the expectations of the customers. They strive to continuously improve their processes and eliminate waste with the ultimate goal of customer delight.

PARTNERS: Well Master's partners are made up of a network of suppliers and customers who are aligned with their Mission and provide value-added products/services to their respective customers/end users.

VALUES

Well Master prides its achievements by compiling an entrepreneurial and visionary leadership team focused on delivering service and value to its customers, channel partners, and employees. Employees are engrained in the corporate values of "trust", "respect", and the authority to "do the right thing" in all relationships. Corporate social responsibility remains a core commitment of the organization.



WELL MASTER
Produce more. Spend less.

PRODUCTS & SERVICES

INNOVATION IN DESIGN

Innovation in the industry is an ongoing goal. Well Master has a large number of patents to its name covering various solutions used for artificial lift. The company utilizes proprietary modeling software to assess well efficiency and is a pioneer in the industry utilizing this approach. The company is known through the plunger lift market as the innovative company to watch with over a dozen major new products being launched each year.

PERFORMANCE

Well Master's plungers are uniquely crafted from hardened steel and plated to maximize time between plunger changes. Operators help design our tools so you know our products work where it counts - the field. In fact, our customers report Well Master artificial lift solutions outlast other plungers, typically lasting 100% to 200% longer. This extends the time between replacements, increasing your wells' profits and productivity.

WELL OPTIMIZATION SERVICES

Least owners, operators and procurement professionals are being challenged to deliver high productivity with fewer resources.

Well you partner with Well Master, you benefit from decades of hands-on production experience.

INSTALL - Well Master can provide, oversee and assist on installation of downhole and surface equipment.

TROUBLESHOOTING AND REPAIR - Well Master's experts can get you up and running quickly, so you don't lose valuable time or profit.

TEACH - Well Master can partner with you to increase well function and performance on even the most challenging natural gas wells.

ADVISE - Well Master is your trusted adviser in tackling the most pressing artificial lift challenges and getting your wells to meet your performance expectations.

OPERATIONAL SERVICES - With your three decades of experience, we can help run your wells optimally.





WELL MASTER
Produce more. Spend less.

INNOVATION LEADER

NEW PRODUCT DEVELOPMENT

Well Master introduces on average more than a dozen new products each year and prides itself on being one of the most innovative in the industry. Our in hour engineering team consists of Design, Process, and Applications engineers.

QUALITY

Well Master upholds premium quality standards for all of our products on the market. Well Master follows ISO 9001 and API 6A standards for all plunger lift products. Well Master's Corporate Officers have also served on the API 11PL Lubricator committee.

FIRST REAL-TIME PLUNGER VELOCITY CONTROL SYSTEM

Well Master has developed the first real-time plunger velocity control system, Advanced Flow Control (AFC). The traditional approach to understanding desired plunger velocity is based on operating within the "ideal" target range. However, the problem is, the control systems only measure the average velocity from the start of the rise cycle to the end. Plunger velocity can vary enormously from bottom to top of the well, this control system assists in tackling this obstacle.



PLUNGER FALL RATE CALCULATOR APP

AVAILABLE FOR IPHONE & ANDROID

Designed to make well optimization a lot easier and more efficient by calculating the plunger fall rate, the rate at which the Well Master plunger is falling through gas and liquid.

This information is used to provide the minimum off-time for a specific plunger at your operating conditions.

Download the Plunger Fall Rate Calculator app by simply scanning the QR code below.



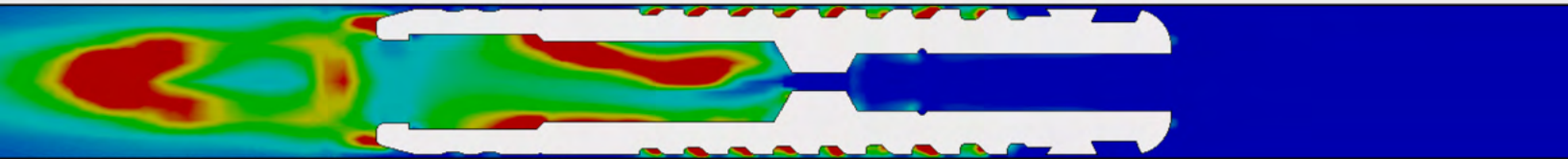


WELL MASTER
Produce more. Spend less.

DYNAMIC SEAL™ TECHNOLOGY

Well Master introduces Dynamic Seal™ technology. Traditionally, plunger lift has been used in vertical oil and gas well production. However, today's operators need an all-inclusive solution including directional and horizontal wells.

Well Master's Dynamic Seal™ technology was developed as a solution for directional and horizontal wells without giving up on performance.



CFD animation through Venturi Viper™

PLUNGER RIB AND VARIABLE GROOVE DESIGN

The design represents a circular airfoil whereby gas attempting to bypass the plunger between the plunger OD and the ID of the tubing wall is drawn into each groove. As this occurs, the gas being drawn into the groove accelerates and is prayed from under the next rib against the tubing wall creating a high degree of turbulence (high Reynolds number). This scours the tubing wall of liquid and keeps the liquid pushed up and on top of the plunger.

COMPRESSION SEAL

As the bypassing gas migrates up towards the fishing neck on the plunger, the groove roots become more and more shallow. This allows for the compression of the gas between the groove root and the tubing wall which has the effect of tightening the seal.

TANGENTIAL HOLES

The tangential holes in the body of the plunger act as a pressure washer scouring the tubing wall with gas to further enhance the turbulent gas seal. These jets induce a rotation on the plunger keeping the wear even throughout, eliminating flat wear spots on the plunger from tubing deviations or through the heel on horizontal wells.

FLUTED BOTTOM

The fluted bottom of the plunger further adds to the unique rotation of the plunger particularly during its fall. The sharp edges of the flutes are used to control paraffin, scale, and salt. The Dynamic Seal™ plunger is well suited in pad drill deviated wells and horizontal wells since the fluid load is not lost during plunger rise in the inclined portions of the tubing. Many operators have experienced this effect and thus prefer this plunger.



WELL MASTER
Produce more. Spend less.

TRAINING PROGRAMS



2-day Plunger Lift Program

Day 1: Fundamentals of Gas-Driven Well Loading/ Unloading and Application to Plunger Lift Optimization

Description:

This course addresses the challenges of deliquifying gas-driven wells by first explaining the fluid mechanics of two phase flow in well piping as it applies to the wellbore. Application of fundamental knowledge is then used to explore optimization options for plunger lift based on the life cycle of the well and well readiness. Good for all levels of operator, optimizer and engineer as “industry standard” rules of thumb and textbook solutions are challenged, debunked or explained so the student has a much better understanding of the options to improve well performance. Well Master brings our services to you so your training dollars become more effective! The scope of the program can be summarized as follows:

- Review basics of well loading
- IPR Curves and Bottomhole Pressure Management
- Critical Rate and Tubing Flow Stability
- Load Factor, Foss and Gaul
- Using afterflow effectively
- Plunger selection criteria based on well Life Cycle
- Plunger fall rates and what influences these
- Matching plunger selection to cycle rates/well readiness
- The importance of gas velocity in plunger selection
- Challenges and solutions for Horizontal/Directional wells



Day 2: Advanced Plunger Lift Concepts and Application

Description: Building upon Well Master’s Day 1 Plunger Lift Concepts course, the scope of Day 2 can be summarized as follows:

- Impacts of line pressure variation on tubing performance
- Gas expansion in tubing and implications on operating parameters
- Tubing placement considerations
- Control system options and parameter selection
- GAPL/PAGL system options and example cases
- Troubleshooting via SCADA
- Troubleshooting via Echometer
- Customer case specific examples and Well Master evaluation process



WELL MASTER

Produce more. Spend less.

Talon^{RF}

EQUIPPED WITH INNOVATIVE TECHNOLOGIES TO CREATE MORE TRIPS PER DAY AND FALLS AGAINST MORE FLOW TO INCREASE PRODUCTION EARLIER IN THE LIFE OF THE WELL

APPLICATIONS

Used in wells that are in the initial stage of liquid loading which produce high gas and liquid volumes

FEATURES AND BENEFITS

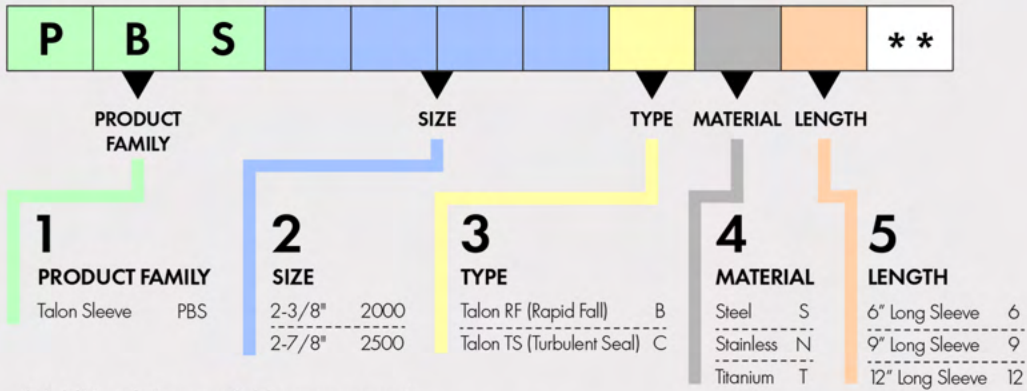
- The **Patented TALON Aerodynamic Vents** allow the sleeve to fall against more flow and achieve more trips/day to produce more oil and gas
- **Reliability** through the Dual Surface Seal on the ball and sleeve interface
- **Sealing Technology** is specifically designed for fast fall while maintaining sealing properties
- **Longevity** is achieved by proprietary advanced metallurgy and surface treatment
- **Available** in 6", 9", and 12" sleeve lengths in steel, Stainless Steel, Titanium and ACTII extended life versions
- **Multiple** ball materials available
- **TALON^{TS} (Turbulent Seal)** version is available for applications that require premium seal



PBS2000BN9



Sleeve Customization Matrix



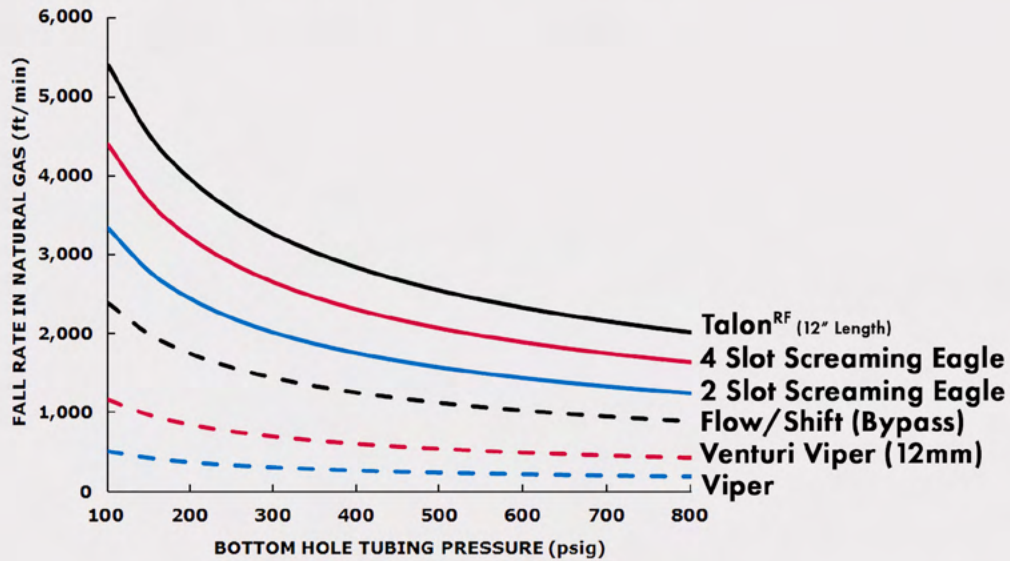
* Additional sizes available upon request
** Add "ii" to the end of the part code of the steel (S) material for ACTII advanced coating technology treatment (i.e. PBS2000BSii)

Ball Customization Matrix



BALL WEIGHTS	
Part No.	Ounces
BAL2000S	6.2
BAL2000N	6.2
BAL2000C	6.9
BAL2000W	12.3
BAL2500S	11.4
BAL2500N	11.2
BAL2500C	11.7
BAL2500W	22.7

* Additional sizes available upon request



Contact Well Master today to find out how we can help optimize your oil and gas well production.

Call 303.980.0254 | Email info@wellmaster.com | Visit www.wellmaster.com
 16201 Table Mountain Parkway, Suite 100 | Golden, CO 80403 | Fax 303.980.0355



WELL MASTER

Produce more. Spend less.

Talon^{TS}

EQUIPPED WITH INNOVATIVE TECHNOLOGIES TO MAINTAIN FAST FALL SPEED AND INCREASE PRODUCTION

APPLICATIONS

Used in wells that are in the initial stage of liquid loading which produce high gas and liquid volumes

FEATURES AND BENEFITS

- Turbulent Sealing Technology is specifically designed for high sealing properties in fast falling well applications
- The **Patented TALON Aerodynamic Vents** allow the sleeve to fall against more flow and achieve more trips/day to produce more oil and gas
- **Reliability** through the Dual Surface Seal on the ball and sleeve interface
- **Longevity** is achieved by proprietary advanced metallurgy and surface treatment
- **Available** in 6", 9", 12", and 18" sleeve lengths in steel, Stainless Steel, Titanium and ACTII extended life versions
- **Multiple** ball materials available
- **TALON^{RF} (Rapid Fall)** version is available for applications that require falling against more flow



PBS2500CS9



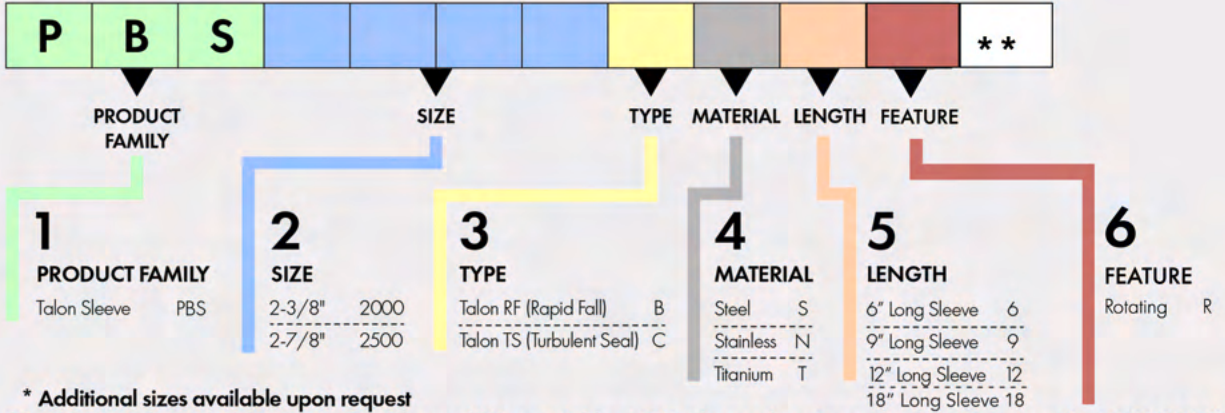
PBS2500CS9R



WELL MASTER
Produce more. Spend less.

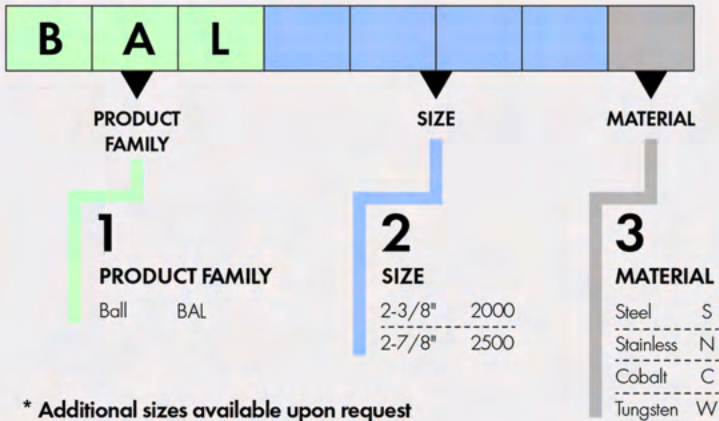
Talon^{TS}

Sleeve Customization Matrix



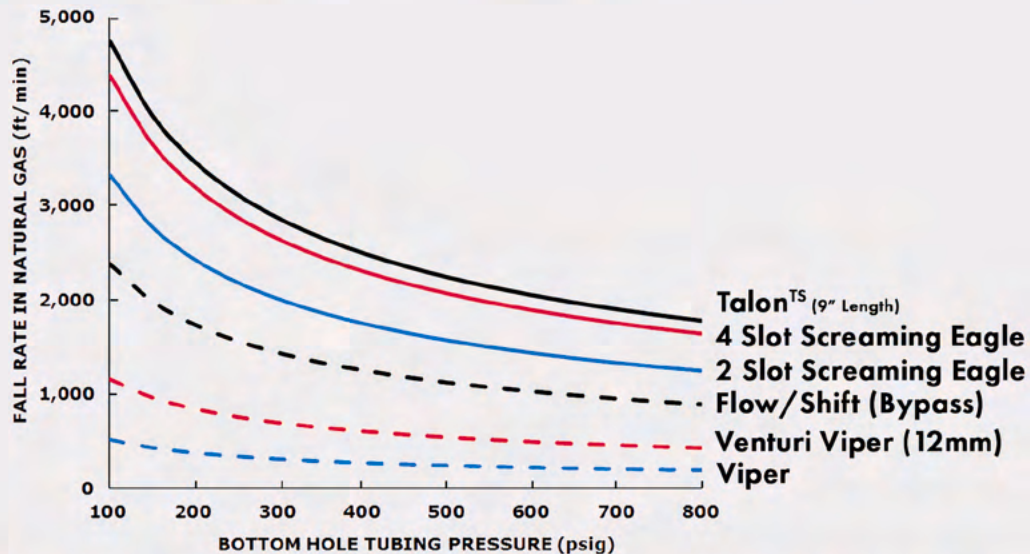
* Additional sizes available upon request
** Add "ii" to the end of the part code of the steel (S) material for ACTII advanced coating technology treatment (i.e. PBS2000BSii)

Ball Customization Matrix



BALL WEIGHTS	
Part No.	Ounces
BAL2000S	6.2
BAL2000N	6.2
BAL2000C	6.9
BAL2000W	12.3
BAL2500S	11.4
BAL2500N	11.2
BAL2500C	11.7
BAL2500W	22.7

* Additional sizes available upon request



Contact Well Master today to find out how we can help optimize your oil and gas well production.

Call 303.980.0254 | Email info@wellmaster.com | Visit www.wellmaster.com
16201 Table Mountain Parkway, Suite 100 | Golden, CO 80403 | Fax 303.980.0355

©2023 Well Master Corporation, All rights reserved.



WELL MASTER

Produce more. Spend less.

PADDED TALON

EQUIPPED WITH INNOVATIVE TECHNOLOGIES TO MAINTAIN FAST FALL SPEED AND INCREASE PRODUCTION THROUGH WELL MASTER'S SEAL TECHNOLOGY

APPLICATIONS

- Used in wells that are in the initial stage of liquid loading which produce high gas and liquid volumes, and are showing signs of struggling with the produced liquid volume compared to traditional sleeves.
- PBS2000AS is designed to run through an x-nipple.

FEATURES AND BENEFITS

- Flow/shift pad technology is specifically designed for exceptional sealing properties in fast falling well applications
- Aerodynamic Vents allow the sleeve to fall against more flow and achieve more trips/day to produce more oil and gas
- Longevity is achieved by proprietary advanced metallurgy and surface treatment
- Machined from combination of Steel and Stainless Steel for maximum performance
- Enhanced geometry to remove liquid with a 30% higher seal efficiency
- Reliability through the Dual Surface seal on the ball and sleeve interface
- PBS2000AS efficiently runs through x-profile nipple and tight spots
- Multiple ball materials available

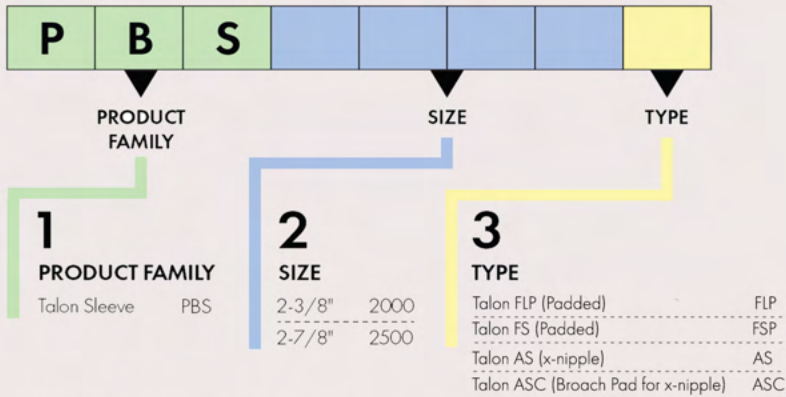


PBS2500AS

PBS2000FLP

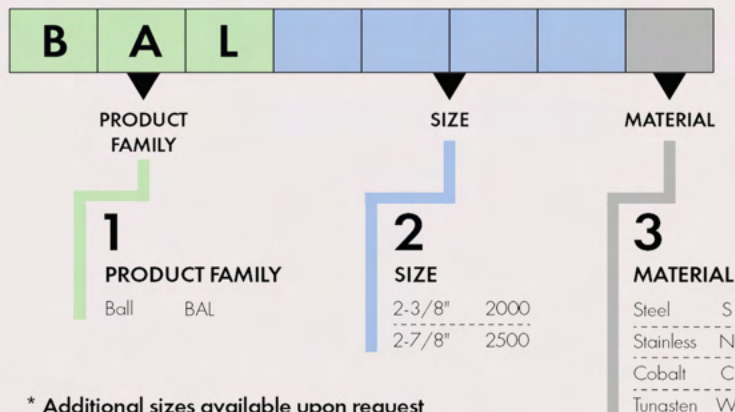


Sleeve Customization Matrix



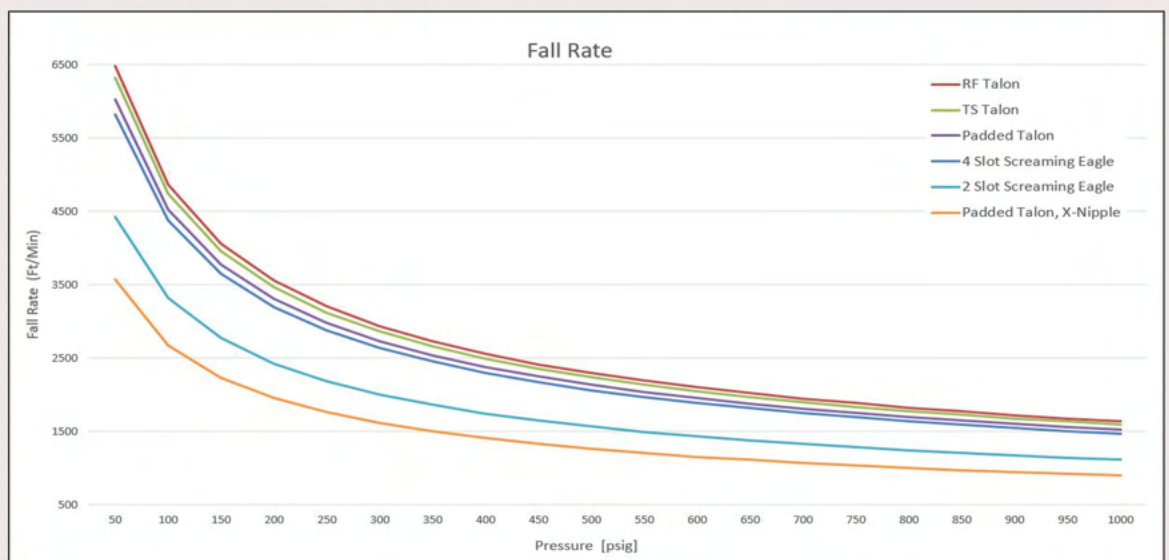
* Additional sizes available upon request
** Padded Talon only available for 9" long sleeve (Additional sizes available upon request)

Ball Customization Matrix



BALL WEIGHTS	
Part No.	Ounces
BAL2000S	6.2
BAL2000N	6.2
BAL2000C	6.9
BAL2000W	12.3
BAL2500S	11.4
BAL2500N	11.2
BAL2500C	11.7
BAL2500W	22.7

* Additional sizes available upon request





WELL MASTER
Produce more. Spend less.

SCREAMIN' EAGLE™

CLUTCHED, CONTINUOUS RUN, BYPASS PLUNGER

APPLICATIONS

- Wells in the initial stages of liquid loading
- Deep, fast flowing wells with high gas or liquid volumes
- Ideal for deviated and horizontal wells
- High producing gas injected wells
- Wells moving 150+ BBLs/day

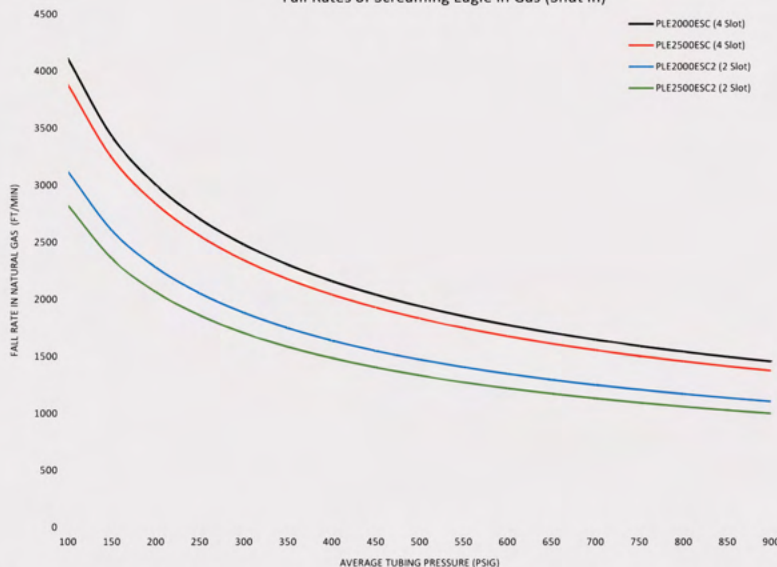
FEATURES AND BENEFITS

- **Robust High Strength Alloy** clutch spring design prevents premature valve actuation
- Enclosed spring **provides extra protection** for moving parts
- Designed for high cycle rates for **optimal deliquification**
- Clutched and non-clutched versions for multiple applications
- Fall-against-flow rate **rivals ball and sleeve designs**
- Valve closes on contact with bottom spring assembly
- Bypass design **features 2 or 4 large ports** for efficient fall time



PLE2000ESC

Fall Rates of Screaming Eagle in Gas (Shut in)



Maximum Recommended Flow (Ft/min)

Pressure (PSI)	2-3/8"		2-7/8"	
	ESC 4-Slot	ESC2 2-Slot	ESC 4-Slot	ESC2 2-Slot
100	847	630	1,193	846
200	1,209	891	1,700	1,192
300	1,469	1,076	2,064	1,434
400	1,678	1,221	2,355	1,624
500	1,855	1,342	2,600	1,780
600	2,009	1,446	2,813	1,912
700	2,145	1,536	3,002	2,027
800	2,269	1,617	3,172	2,128
900	2,381	1,689	3,326	2,218

- Plunger will fall at any continuous rate less than the # in the box



WELL MASTER
Produce more. Spend less.

SCREAMIN' EAGLE™

TECHNICAL SPECIFICATIONS

Part No.	Outside Tubing Dia. (in.)	Nominal Inside Tubing Dia. (in.)	Nominal Tubing Weight (lbs./ft.)	Plunger Length (in.)	Nominal Plunger Dia. (in.)	Plunger Weight (lbs.)
PLE1500ES	1 1/2	1.625	2.36	13.63	1.500	3.96
PLE1500ESC	1 1/2	1.650	2.36	13.63	1.500	3.96
PLE1700ES	2 1/16	1.751	3.25	23.60	1.641	4.42
PLE1700ESC	2 1/16	1.751	3.25	23.60	1.641	4.42
PLE2000ES	2 3/8	1.995	4.70	19.16	1.900	8.21
PLE2000ES2	2 3/8	1.995	4.70	19.16	1.900	8.21
PLE2000ESC	2 3/8	1.995	4.70	19.16	1.900	8.21
PLE2000ESC2	2 3/8	1.995	4.70	19.16	1.900	8.21
PLE2000EN	2 3/8	1.995	4.70	19.16	1.900	8.64
PLE2000ENC	2 3/8	1.995	4.70	19.16	1.900	8.64
PLE2000ENC2	2 3/8	1.995	4.70	19.16	1.900	8.64
PLE2500ES	2 7/8	2.441	6.50	19.58	2.335	14.01
PLE2500ESC	2 7/8	2.441	6.50	19.58	2.335	14.01
PLE2500ESC2	2 7/8	2.441	6.50	19.58	2.335	14.01
PLE2500EN	2 7/8	2.441	6.50	19.58	2.335	14.01
PLE2500ENC	2 7/8	2.441	6.50	19.58	2.335	14.01
PLE2500ENC2	2 7/8	2.441	6.50	19.58	2.335	14.01
Options Available:	2 slotted or 4 slotted options available All sizes available in clutches or non-clutched Stainless steel options available					
Materials of Construction:	Valve assembly and cage body constructed of stainless steel heat-treated to H1150M condition for corrosive applications. Hardened and nickel plated 4140 steel for sweet gas service					

Contact Well Master today to find out how we can optimize your oil and gas well production.

Call 303.980.0254 | Email info@wellmaster.com | Visit www.wellmaster.com
16201 Table Mountain Parkway, Suite 100 | Golden, CO 80403 | Fax 303.980.0355

©2023 Well Master Corporation, All rights reserved.



WELL MASTER
Produce more. Spend less.

THE OSPREY


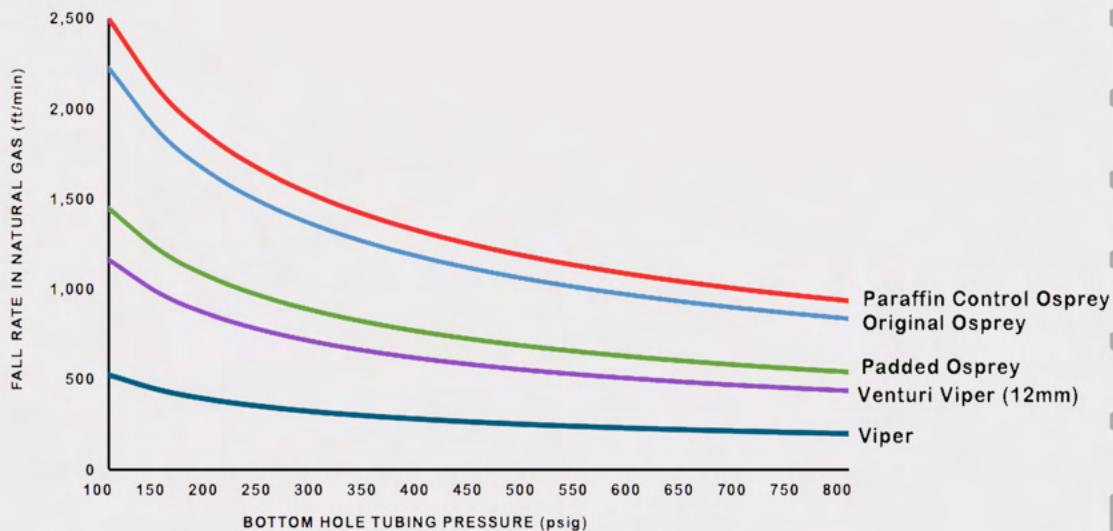
THE ORIGINAL FLOW/SHIFT SLIDING SLEEVE BYPASS PLUNGER

APPLICATIONS

Used in the initial onset of loading and early intervention in the life of a well with high paraffin, solids and/or liquid production. Designed for continuous run applications without the use of a trip rod.

FEATURES AND BENEFITS

- **Patented Flow/Shift** sliding sleeve bypass plunger
- **Advanced turbulent sealing** ability due to high efficiency rib design
- **Designed to run continuously** without the use of a trip rod
- **Advanced metallurgy** and weld free design
- **Engineered flow areas** keep bypass open during plunger descent downhole
- Removes high volumes of liquid and debris
- Adjustable fall rate capability through removable plugs
- Available in multiple size and material options



PSS2000FSC



TECHNICAL SPECIFICATIONS

**Additional sizes and materials available upon request

Description	Part No.	Outside Tubing Dia. (in.)	Material	Nominal Inside Tubing Dia. (in.)	Tubing Weight (lbs./ft.)	Plunger Length (in.)	Nominal Plunger Dia. (in.)
2 3/8" Original Osprey Sliding Sleeve	PSS2000FL	2 3/8"	L80 Steel	1.995	4.7	13.3	1.899
	PSS2000FS	2 3/8"	Hardened Steel	1.995	4.7	13.3	1.899
2 3/8" Osprey Sliding Sleeve with Paraffin Control	PSS2000FLC	2 3/8"	L80 Steel	1.995	4.7	15.5	1.889
	PSS2000FSC	2 3/8"	Hardened Steel	1.995	4.7	15.5	1.889
2 3/8" Osprey Padded Sliding Sleeve	PSS2000FLP	2 3/8"	L80 Steel	1.995	4.7	13.3	1.951
	PSS2000FSP	2 3/8"	Hardened Steel	1.995	4.7	13.3	1.951
2 7/8" Original Osprey Sliding Sleeve	PSS2500FL	2 7/8"	L80 Steel	2.441	6.5	13.3	2.339
	PSS2500FS	2 7/8"	Hardened Steel	2.441	6.5	13.3	2.339
2 7/8" Osprey Sliding Sleeve with Paraffin Control	PSS2500FLC	2 7/8"	L80 Steel	2.441	6.5	15.5	2.339
	PSS2500FSC	2 7/8"	Hardened Steel	2.441	6.5	15.5	2.339
2 7/8" Osprey Padded Sliding Sleeve	PSS2500FLP	2 7/8"	L80 Steel	2.441	6.5	13.3	2.397
	PSS2500FSP	2 7/8"	Hardened Steel	2.441	6.5	13.3	2.397

Contact Well Master today to find out how we can optimize your oil and gas well production.

Call 303.980.0254 | Email info@wellmaster.com | Visit www.wellmaster.com
16201 Table Mountain Parkway, Suite 100 | Golden, CO 80403 | Fax 303.980.0355

©2023 Well Master Corporation, All rights reserved.



WELL MASTER
Produce more. Spend less.

VENTURI VIPER™

BREAKTHROUGH INNOVATION

APPLICATIONS



- **Patented Innovative design** bridges gap between continuous and conventional run plungers
- Dynamic Seal™ provides an ideal solution for **horizontal and directional wells**
- **Proven** in a wide range of wells from low to high rates
- Very effective in **Low Gas-Liquid Ratio (GLR)** wells

FEATURES AND BENEFITS

- **Fast fall** and efficient lift with **no moving parts**
- Behaves like a **traveling gas lift valve**
- **Supersonic** gas flow through venturi lightens liquid load
- **Spin-Cleaning** action works on plunger fall and upstroke
- Variable groove depth and spin turbulence **increases sealing efficiency**
- Hardened steel plated with electroless nickel for **extended life**
- Titanium versions available for **safe, low impact** on lubricators
- Exterior connecting holes direct spinning turbulent gas to tubing wall acting like a pressure washer causing an **enhanced seal**



PLS2000SV*



Gas traveling through the Venturi Viper™ plunger



WELL MASTER
Produce more. Spend less.

VENTURI VIPER™

TECHNICAL SPECIFICATIONS

Part No.	Outside Tubing Dia. (in.)	Nominal Inside Tubing Dia. (in.)	Nominal Tubing Weight (lbs./ft.)	Plunger Length (in.)	Nominal Plunger Dia. (in.)	Plunger Weight (lbs.)
PLS1500SV	1 9/10	4.7	2.40	9.30	1.500	2.8
PLS1700SV	2 1/16	4.7	3.25	9.63	1.641	3.5
PLS2000SV2*	2 3/8	2.0	4.70	10.30	1.890	5.4
PLS2000SV*	2 3/8	4.7	4.70	10.30	1.890	5.4
PLS2000SV6*	2 3/8	6.0	4.70	10.30	1.890	5.4
PLS2000SV8*	2 3/8	7.0	4.70	10.30	1.890	5.4
PLS2000SV10*	2 3/8	10.0	4.70	10.30	1.890	5.4
PLS2000SV12*	2 3/8	12.0	4.70	10.30	1.890	5.4
PLS2000SV14*	2 3/8	14.0	4.70	10.30	1.890	5.3
PLS2000SVL2	2 3/8	2.0	4.70	15.00	1.890	7.9
PLS2000SVL	2 3/8	4.7	4.70	15.00	1.890	7.9
PLS2000SVL6	2 3/8	6.0	4.70	15.00	1.890	7.9
PLS2000SVL8	2 3/8	8.0	4.70	15.00	1.890	7.9
PLS2000SVL10	2 3/8	10.0	4.70	15.00	1.890	7.9
PLS2000SVL12	2 3/8	12.0	4.70	15.00	1.890	7.8
PLS2000SVL14	2 3/8	14.0	4.70	15.00	1.890	7.8
PLS2500SV*	2 7/8	4.7	6.50	10.30	2.335	8.4
PLS2500SVL	2 7/8	4.7	6.50	15.00	2.335	12.3
Materials of Construction:	Constructed of hardened and electroless nick plated steel for sweet gas service * Available in low hardness and stainless steel options. CO2: As above but in lower hardness for improved performance Add LH to end of part number Sour Gas: Treated stainless steel for corrosive environments - Add H2S to the end of part number					

Add 2, 6, 8, 10, 12 to the end of **PLS1500SV** for those options on orifice sizes

Add 2, 6, 8, 10, 12, 14 to the end of **PLS1700SV, PLS2500SV & PLS2500SVL** for those options in orifice sizes.

PATENT INFORMATION

Protected by Copyright, US Patents

7,395,865; 7,793,728 and 8,607,880

Contact Well Master today to find out how we can help optimize your oil and gas well production.

Call **303.980.0254** | Email info@wellmaster.com | Visit www.wellmaster.com
16201 Table Mountain Parkway, Suite 100 | Golden, CO 80403 | Fax 303.980.0355

©2023 Well Master Corporation, All rights reserved.



WELL MASTER
Produce more. Spend less.

PADDED VENTURI

BREAKTHROUGH INNOVATION

APPLICATIONS

- Patented Innovative design bridges gap between continuous and conventional run plungers
- Very effective in Low Gas-Liquid Ratio (GLR) wells

FEATURES AND BENEFITS

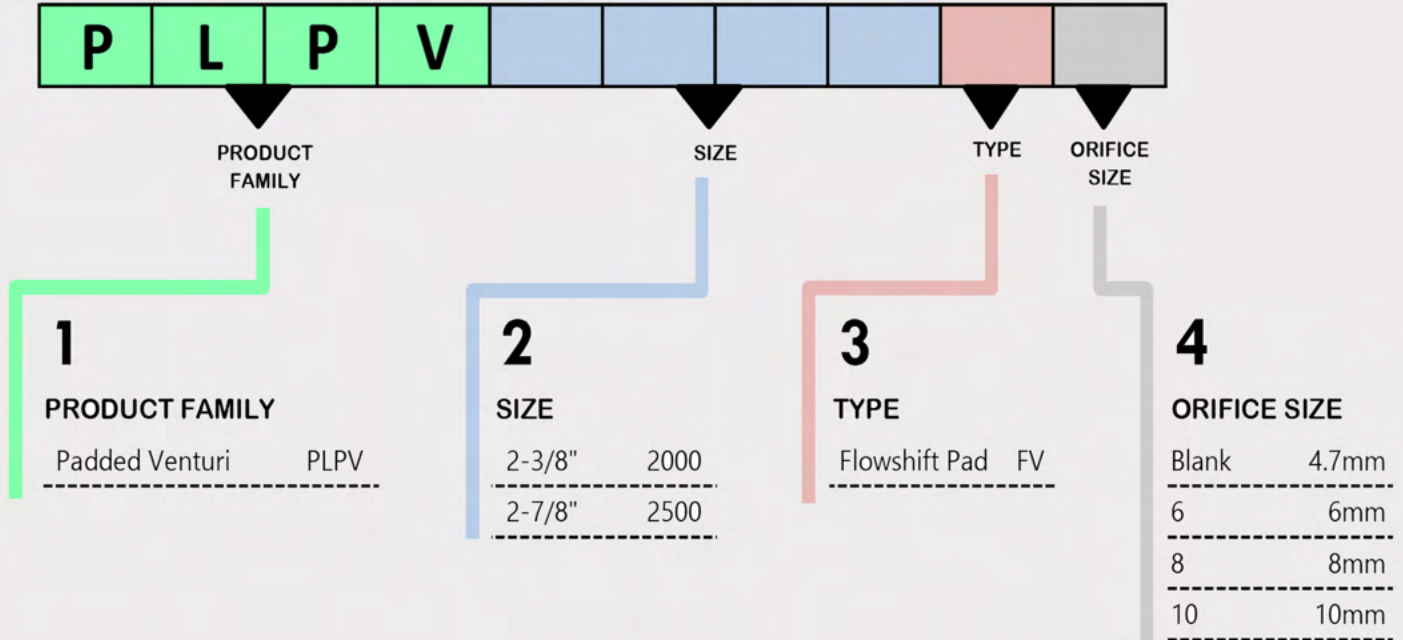
- Simplified design means low part count
- **Fast fall** and efficient lift
- Behaves like a **traveling gas lift valve**
- **Supersonic** gas flow through venturi lightens liquid load
- Pads stay at smaller diameter until gas flow begins
- Extra long sealing surface
- Crimped, non-threaded robust design
- Inconel inner spring for corrosion resistance
- Machined pads for superior durability
- Rifling for added longevity
- Pad wear indicator



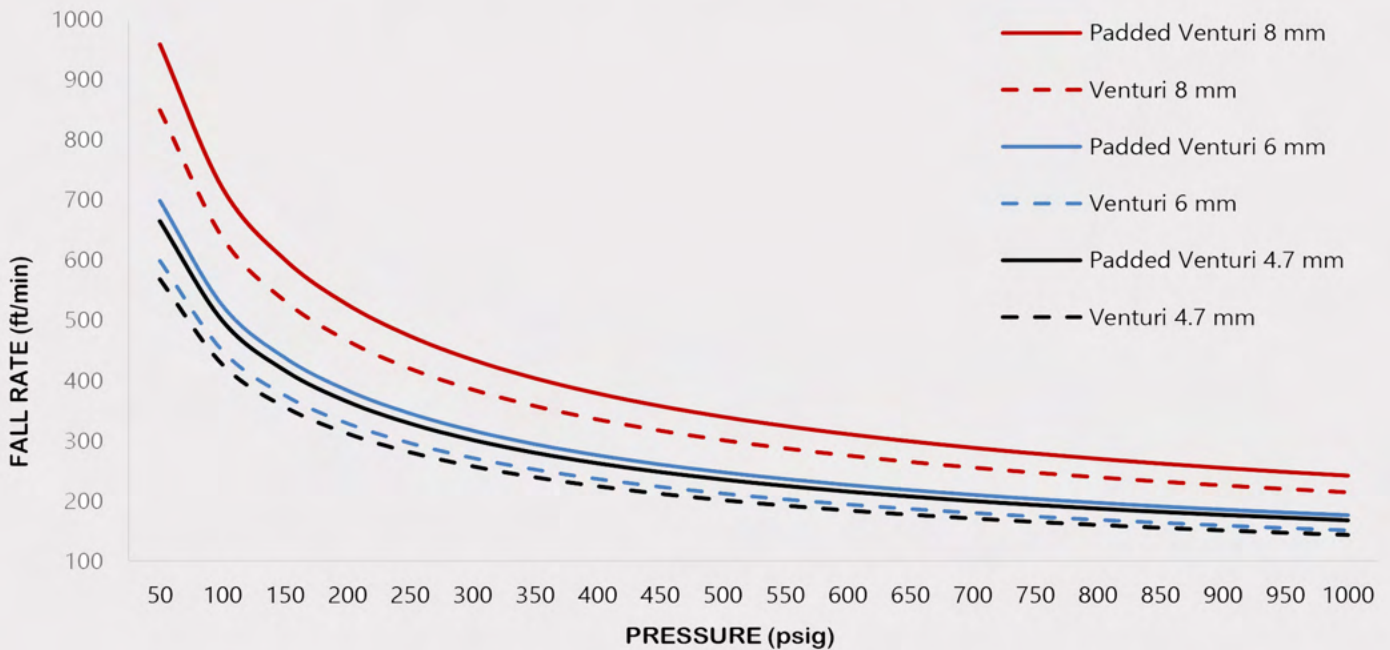
PLPV2000FV*



PLUNGER CUSTOMIZATION MATRIX



Padded Venturi vs. Venturi Fall Rate



Contact Well Master today to find out how we can help optimize your oil and gas well production.

Call **303.980.0254** | Email info@wellmaster.com | Visit www.wellmaster.com
16201 Table Mountain Parkway, Suite 100 | Golden, CO 80403 | Fax 303.980.0355

©2023 Well Master Corporation, All rights reserved.



WELL MASTER

Produce more. Spend less.

VIPER™

MINI VIPER™


HIGH PERFORMANCE, ALL-PURPOSE, EXTENDED-LIFE PLUNGER

APPLICATIONS

Well suited for a variety of applications including horizontal and directional wells and those that produce sand, paraffin, and coal fines.

FEATURES AND BENEFITS

- Patented **Dynamic Seal™** technology provides variable groove depth and spin turbulence that keeps the plunger centered in the tubing resulting in **lower lifting costs** and **extending plunger life**
- **Spin-Cleaning** flutes work on cutting debris during plunger downstroke, extending the lift of the plunger and reducing wear
- Uniquely crafted from hardened steel and plated with electroless nickel providing **superior durability** by extending the time between replacements, increasing your wells' profits and productivity
- **Consistent** run times help fine tune wells on automation



PLS2000S* PLS2000MV*

**WELL MASTER***Produce more. Spend less.***VIPER™****MINI VIPER™****TECHNICAL SPECIFICATIONS**

Part No.	Outside Tubing Dia. (in.)	Nominal Inside Tubing Dia. (in.)	Nominal Tubing Weight (lbs./ft.)	Plunger Length (in.)	Nominal Plunger Dia. (in.)	Plunger Weight (lbs.)
PLS1500S*	1 9/10	1.650	2.40	12.57	1.5	4.0
PLS1500MV	1 9/10	1.650	2.40	9.30	1.5	3.0
PLS1700S*	2 1/16	1.751	3.25	13.13	1.641	5.2
PLS1700MV	2 1/16	1.751	3.25	9.30	1.641	3.4
PLS2000S*	2 3/8	1.995	4.70	15.00	1.89	7.6
PLS2000MV*	2 3/8	1.995	4.70	10.60	1.89	5.6
PLS2500S*	2 7/8	2.441	6.50	15.35	2.335	12.0
PLS2500MV*	2 7/8	2.441	6.50	10.60	2.335	8.8
PLS2500S	3 1/2	2.992	9.30	16.83	2.865	21.0
PLS3500S	3 1/2	2.750	12.70	16.70	2.615	17.2

Materials of Construction:	Constructed of hardened and electroless nickel plated steel for sweet gas service in low hardness and stainless steel options. above but in lower hardness for improved performance - Add LH to end of part number Sour Gas: Treated stainless steel for corrosive environments - Add H2S to the end of the part number	*Available CO2: As
-----------------------------------	---	--------------------

Contact Well Master today to find out how we can help optimize your oil and gas well production.Call 303.980.0254 | Email info@wellmaster.com | Visit www.wellmaster.com
16201 Table Mountain Parkway, Suite 100 | Golden, CO 80403 | Fax 303.980.0355

©2023 Well Master Corporation, All rights reserved.



DURABLE, LOW MAINTENANCE, ECONOMICAL SOLID PLUNGER

APPLICATIONS

- Designed for wells with **deviated tubing**
- Effective against **paraffin, salt, and scale producing wells**
- Used in **high liquid producing wells**

FEATURES AND BENEFITS

- **Spin-cleaning** flutes work on cutting debris during plunger downstroke, extending the life of the plunger and reducing wear
- Variable groove depth and spin turbulence **increases sealing efficiency**
- Hardened solid plunger with grooves designed to remove liquids in wells with moderate to high gas volumes
- Uniquely crafted from hardened steel and plated with electroless nickel providing **superior durability**, extending the time between replacements, increasing your wells' profits and productivity



PLS2000SW

TECHNICAL SPECIFICATIONS

Part No.	Outside Tubing Dia. (in.)	Nominal Inside Tubing Dia. (in.)	Nominal Tubing Weight (lbs./ft.)	Plunger Length (in.)	Nominal Plunger Dia. (in.)	Plunger Weight (lbs.)
PLS1250SW	1 3/5	1.380	2.33	9.60	1.265	2.5
PLS1500SW	1 9/10	1.650	2.36	9.30	1.500	3.2
PLS1500SWL	1 9/10	1.650	2.36	12.57	1.500	4.5
PLS1700SW	2 1/16	1.751	3.25	10.60	1.641	3.8
PLS1700SWL	2 1/16	1.751	3.25	13.13	1.646	5.6
PLS2000SW*	2 3/8	1.995	4.70	10.60	1.900	6.1
PLS2000SWL	2 3/8	1.995	4.70	15.00	1.900	8.9
PLS2500SW*	2 7/8	2.441	6.50	10.60	2.335	10.0
PLS2500SWL	2 7/8	2.441	6.50	15.35	2.335	13.9
Materials of Construction:	Constructed of hardened and electroless nickel plated steel for sweet gas service *Available in stainless steel options Sour Gas: Treated stainless steel for corrosive environments- Add H2S to the end of part number					

Contact Well Master today to find out how we can help optimize your oil and gas well production.

Call **303.980.0254** | Email info@wellmaster.com | Visit www.wellmaster.com
16201 Table Mountain Parkway, Suite 100 | Golden, CO 80403 | Fax 303.980.0355



LIGHTWEIGHT ECONOMICAL PLUNGER

APPLICATIONS

- Designed for marginal wells
- Effective in **paraffin, salt, and scale producing wells**
- Ideal for **pressure sensitive wells**

FEATURES AND BENEFITS

- **Spin-cleaning flutes** work on cutting debris during plunger downstroke, extending the life of the plunger and reducing wear
- **Hardened hollow plunger** with grooves designed to remove liquids in wells with low to moderate gas volumes.
- Uniquely crafted from hardened steel providing **superior durability**, extending the time between replacements, increasing your wells' profits and productivity
- **Weld free design** eliminates associated stress cracking and failure.



PLS2000MH PLS2000H* PLS2500H*

TECHNICAL SPECIFICATIONS

Part No.	Outside Tubing Dia. (in.)	Nominal Inside Tubing Dia. (in.)	Nominal Tubing Weight (lbs./ft.)	Plunger Length (in.)	Nominal Plunger Dia. (in.)	Plunger Weight (lbs.)
PLS1500H	1 9/10	1.650	2.36	12.57	1.50	3.00
PLS1700H	2 1/16	1.751	3.25	15.00	1.65	5.00
PLS2000MH	2 3/8	1.995	4.70	10.60	1.90	3.50
PLS2000H*	2 3/8	1.995	4.70	15.00	1.90	4.20
PLS2500H*	2 7/8	2.441	6.50	15.00	2.34	6.70

Contact Well Master today to find out how we can help optimize your oil and gas well production.

Call 303.980.0254 | Email info@wellmaster.com | Visit www.wellmaster.com
16201 Table Mountain Parkway, Suite 100 | Golden, CO 80403 | Fax 303.980.0355

©2023 Well Master Corporation, All rights reserved.



WELL MASTER
Produce more. Spend less.

CARBON COBRA™

DURABLE, LOW MAINTENANCE, ECONOMICAL HOLLOW PLUNGER

APPLICATIONS

- Suited for a variety of applications including **horizontal and directional wells**
- Effective against, **paraffin, salt, and scale producing wells**
- Used in **moderate to high liquid producing wells**

FEATURES AND BENEFITS

- **Dual Spin-cleaning** flutes work on cutting debris during plunger downstroke, extending the life of the plunger and reducing wear
- Variable groove depth and spin turbulence **increases sealing efficiency**
- Hardened solid plunger with grooves designed to remove liquid in wells with moderate to high gas volumes
- Hollowed out core reduces weight by 15%
- Economical, high quality plunger made of hardened alloy steel



PLS2000CC

TECHNICAL SPECIFICATIONS

Part No.	Outside Tubing Dia. (in.)	Nominal Inside Tubing Dia. (in.)	Nominal Tubing Weight (lbs./ft.)	Plunger Length (in.)	Nominal Plunger Dia. (in.)	Plunger Weight (lbs.)
PLS2000CC	2 3/8	1.995	4.70	15.0	1.90	8.8
PLS2000MCC	2 3/8	1.995	4.70	10.6	1.90	5.8
Materials of Construction:	Constructed of hardened alloy steel for sweet gas service Black zinc plated for extended life					

Contact Well Master today to find out how we can help optimize your oil and gas well production.

Call 303.980.0254 | Email info@wellmaster.com | Visit www.wellmaster.com
16201 Table Mountain Parkway, Suite 100 | Golden, CO 80403 | Fax 303.980.0355

©2023 Well Master Corporation, All rights reserved.



WELL MASTER
Produce more. Spend less.

CARBON BAR™

DURABLE, LOW MAINTENANCE, ECONOMICAL SOLID PLUNGER

APPLICATIONS

- Suited for a variety of applications including **horizontal and directional wells**
- Effective against, **paraffin, salt, and scale producing wells**
- Used in **moderate to high liquid producing wells**

FEATURES AND BENEFITS

- **Dual Spin-cleaning** flutes work on cutting debris during plunger downstroke, extending the life of the plunger and reducing wear
- Variable groove depth and spin turbulence **increases sealing efficiency**
- Hardened solid plunger with grooves designed to remove liquid in wells with moderate to high gas volumes
- Economical, high quality plunger made of hardened alloy steel



PLS2000CBAR

TECHNICAL SPECIFICATIONS

Part No.	Outside Tubing Dia. (in.)	Nominal Inside Tubing Dia. (in.)	Nominal Tubing Weight (lbs./ft.)	Plunger Length (in.)	Nominal Plunger Dia. (in.)	Plunger Weight (lbs.)
PLS2000CBAR	2 3/8	1.995	4.70	15.0	1.90	8.8
PLS2500CBAR	2 7/8	2.441	6.50	15.0	2.34	10
Materials of Construction:	Constructed of hardened alloy steel for sweet gas service Black zinc plated for extended life					

Contact Well Master today to find out how we can help optimize your oil and gas well production.

Call 303.980.0254 | Email info@wellmaster.com | Visit www.wellmaster.com
16201 Table Mountain Parkway, Suite 100 | Golden, CO 80403 | Fax 303.980.0355

©2023 Well Master Corporation, All rights reserved.



WELL MASTER

Produce more. Spend less.

CARBON PAD

ECONOMICAL, HIGH EFFICIENCY, DUAL PAD PLUNGER

APPLICATIONS

- Mature wells later in their life-cycle
- Wells with low Gas to Liquid Ratios
- Ideal for wells with tight spots and downhole restrictions

FEATURES AND BENEFITS

- **Simple, durable** design
- **Solid one piece** CNC-machined mandrel
- Robust fishneck design to disperse force **adding strength**
- Dual pads and turbulent seal rings for **more efficient seal**
- **Captured Alloy Springs** to prevent binding or breakage
- **Pad wear indicators** on each pad
- **Heat-treated** for longevity
- Assembled, loc-tited,torqued and pinned for rigidity
- Black Zinc coating for **corrosive resistance**
- Each tool **laser etched for traceability**



PLPA2000CP

TECHNICAL SPECIFICATIONS

Part No.	Outside Tubing Dia. (in.)	Nominal Inside Tubing Dia. (in.)	Nominal Tubing Weight (lbs./ft.)	Plunger Length (in.)	Nominal Plunger Dia. (in.)	Plunger Weight (lbs.)
PLPA2000CP	2 3/8	1.995	4.70	11.9	2.07	7.2
Materials of Construction:	Constructed of hardened alloy steel for sweet gas service Black zinc plated for extened life and surface corrosion resistance					

Contact Well Master today to find out how we can help optimize your oil and gas well production.

Call 303.980.0254 | Email info@wellmaster.com | Visit www.wellmaster.com
16201 Table Mountain Parkway, Suite 100 | Golden, CO 80403 | Fax 303.980.0355

©2023 Well Master Corporation, All rights reserved.



WELL MASTER
Produce more. Spend less.

VORTEX JETTED DUAL PAD & VORTEX JETTED DIAMOND

INCREASES PERFORMANCE THROUGH INNOVATIVE SEALING CAPABILITIES

APPLICATIONS

Engineered with an enhanced seal & life designed for horizontal and directional wells with low Gas-Liquid Ratio (GLR).

FEATURES AND BENEFITS

- Innovative Jetted Ports
 - Provides additional mechanical seal
 - Eliminates fluid bypass under pads
- High alloy springs create consistent sealing and longevity
- Assist in lowering Lease Operating Expense (LOE)
- Machined steel pads for precision mechanical seal
- Lower lifting costs with high performance and longer wear life
- Superior design uses hardened tool steel and is plated for extended life
- Dual pad wear indicators at .015" and .030"
- Diamond Vortex (PLPA2000VPC) provides paraffin control on the way up while maintaining seal with bottom set of vortex pads

TECHNICAL SPECIFICATIONS

Part No.	Outside Tubing Dia. (in.)	Inside Tubing Dia. (in.)	Nominal Tubing Weight (lbs./ft.)	Plunger Length (in.)	Nominal Plunger Dia. Pads Expanded (in.)	Plunger Weight (lbs.)
PLPA2000VP	2 3/8	1.995	4.70	14.50	2.09	8.2
PLPA2000VPC	2 3/8	1.995	4.70	14.50	2.09	8.0
PLPA2500VP	2 7/8	2.441	6.40	15.00	2.56	12.9
PLPA2500VPC	2 7/8	2.441	6.40	15.00	2.56	12.7
Materials of Construction:	Construction of hardened and electroless nickel plated steel for sweet gas service Spring material: Inconel for extended life Sour Gas: Treated stainless steel for corrosive environments - Add H2S to the end of part number					

PATENT INFORMATION

Protected by Copyright, US Pat. 8,869,902 and 9,121,269



Contact Well Master today to find out how we can help optimize your oil and gas well production.

Call 303.980.0254 | Email info@wellmaster.com | Visit www.wellmaster.com
16201 Table Mountain Parkway, Suite 100 | Golden, CO 80403 | Fax 303.980.0355

©2023 Well Master Corporation, All rights reserved.



WELL MASTER

Produce more. Spend less.

VORTEX JETTED SINGLE PAD


HIGH PERFORMANCE, EXTENDED LIFE, SINGLE PAD PLUNGER

APPLICATIONS

- Proprietary innovation for wells that need enhanced seal and lift
- Designed for marginal wells and wells with low Gas-Liquid Ratio (GLR)
- Ideal for wells with tight spots and downhole restrictions
- Used where standard pad plungers experience high wear or highly depleted wells
- Perfect for horizontal and directional wells

FEATURES AND BENEFITS

- Innovative Jetted Ports
 - Provides additional turbulent seal
 - Eliminates fluid bypass under pads
 - Aerates liquid load to enhance surface separation requiring less lifting pressure
- Machined tool steel pads for precision mechanical seal
- Lower lifting costs with high performance and longer wear life
- Co-designed by skilled and experienced Field Operators
- Standard design uses hardened tool steel and is plated for extended life
- Pad wear indicators at .015" and .030"
- Highly articulated pads allow for 128 degrees/100 ft. dogleg severity
- Efficiently runs through profile nipples and tight spots
- Stress relieved fishing neck adds strength



PLPA2000VS

TECHNICAL SPECIFICATIONS

Part No.	Outside Tubing Dia. (in.)	Nominal Inside Tubing Dia. (in.)	Nominal Tubing Weight (lbs./ft.)	Plunger Length (in.)	Nominal Plunger Dia. (in.)	Plunger Weight (lbs.)
PLPA2000VS	2 3/8	1.995	4.70	10.38	2.08	5.3
PLPA2500VS	2 7/8	2.441	6.40	10.99	2.53	9.0
Materials of Construction:	Constructed of hardened and electroless nick plated steel for sweet gas service					
Spring Material:	Inconel, for extended life					

Contact Well Master today to find out how we can help optimize your oil and gas well production.

Call 303.980.0254 | Email info@wellmaster.com | Visit www.wellmaster.com
16201 Table Mountain Parkway, Suite 100 | Golden, CO 80403 | Fax 303.980.0355

©2023 Well Master Corporation, All rights reserved.



WELL MASTER
Produce more. Spend less.

XCEL™ DUAL PAD

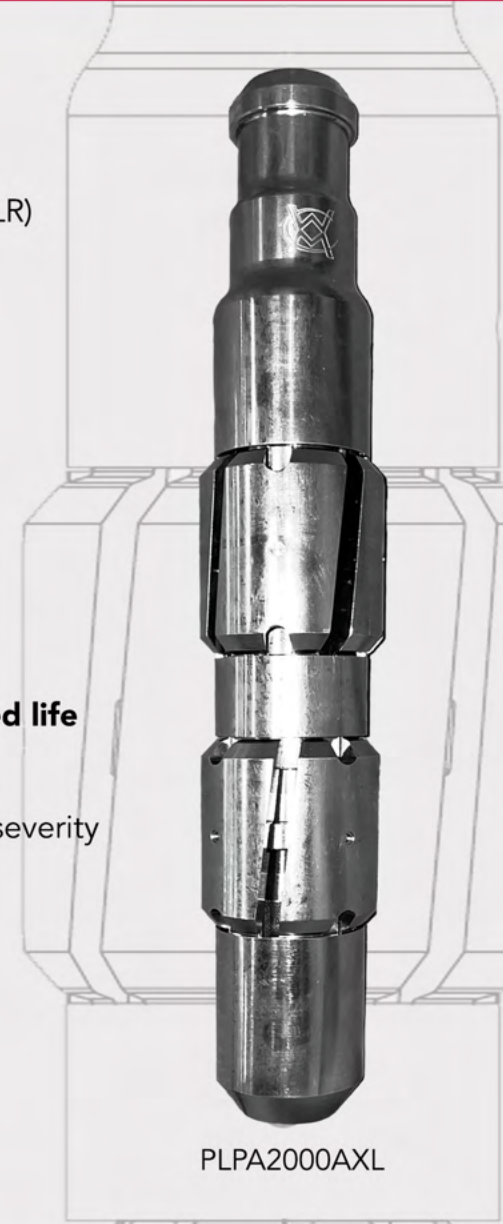
EXTENDED LIFE, DUAL PAD PLUNGER

APPLICATIONS

- Designed for marginal wells and wells with low Gas-Liquid Ratio (GLR)
- Ideal for wells with tight spots and downhole restrictions
- Used where standard pad plungers experience high wear
- Designed to run through an x-nipple

FEATURES AND BENEFITS

- Machined tool steel pads for **precision mechanical seal**
- **Lower lifting costs** with high performance and longer wear life
- **Co-designed** by skilled and experienced Field Operators
- Standard design uses hardened tool steel and is plated for **extended life**
- **Pad wear indicators** at .015" and .030"
- Highly **articulated pads** allow for up to 49 degrees/100 ft. dogleg severity
- **Efficiently** runs through profile nipples and tight spots
- Stress relieved fishing neck **adds strength**



PLPA2000AXL

TECHNICAL SPECIFICATIONS

Part No.	Outside Tubing Dia. (in.)	Inside Tubing Dia. (in.)	Nominal Tubing Weight (lbs./ft.)	Plunger Length (in.)	Nominal Plunger Dia. (in.)	Plunger Weight (lbs.)
PLPA1700AXL	2 1/16	1.751	3.25	13.24	1.82	5.0
PLPA2000AXL	2 3/8	1.995	4.70	14.50	2.08	8.4
PLPA2500AXL	2 7/8	2.441	6.40	15.00	2.53	13.2
Materials of Construction:	Constructed of hardened and electroless nickel plated steel for sweet gas service *Available in stainless steel					
Spring Material:	Sour Gas: Treated stainless steel for corrosive environments - Add H2S to the end of part number					

Contact Well Master today to find out how we can help optimize your oil and gas well production.

Call 303.980.0254 | Email info@wellmaster.com | Visit www.wellmaster.com
16201 Table Mountain Parkway, Suite 100 | Golden, CO 80403 | Fax 303.980.0355



WELL MASTER
Produce more. Spend less.

XCEL™ SINGLE PAD

EXTENDED LIFE, SINGLE PAD PLUNGER

APPLICATIONS

- Designed for marginal wells and wells with low Gas-Liquid Ratio (GLR)
- Ideal for wells with tight spots and downhole restrictions
- Used where standard pad plungers experience high wear
- Excellent for low pressure and low liquid volume wells, where plunger weight is critical
- Designed to run through an x-nipple

FEATURES AND BENEFITS

- Machined tool steel pads for **precision mechanical seal**
- **Lower lifting costs** with high performance and longer wear life
- **Co-designed** by skilled and experienced Field Operators
- Standard design uses hardened tool steel and plated for **long life**
- **Pad wear indicators** at .015" and .030"
- Highly **articulated pads** allow for up to 128 degrees/100 ft. dogleg severity
- **Efficiently** runs through profile nipples and tight spots
- Stress relieved fishing neck **adds strength**



PLPA2000AS

TECHNICAL SPECIFICATIONS

Part No.	Outside Tubing Dia. (in.)	Nominal Inside Tubing Dia. (in.)	Nominal Tubing Weight (lbs./ft.)	Plunger Length (in.)	Nominal Plunger Dia. (in.)	Plunger Weight (lbs.)
PLPA2000AS	2 3/8	1.995	4.70	10.38	2.08	5.8
PLPA2500AS	2 7/8	2.441	6.40	10.99	2.53	9.0

Contact Well Master today to find out how we can optimize your oil and gas well production.

Call 303.980.0254 | Email info@wellmaster.com | Visit www.wellmaster.com
16201 Table Mountain Parkway, Suite 100 | Golden, CO 80403 | Fax 303.980.0355



WELL MASTER

Produce more. Spend less.

CLEANOUT

THE WORKHORSE FOR WELL CLEANUP

APPLICATIONS

Ideal for wells that product sand, paraffin, and coal fines or wells with tight spots.

FEATURES AND BENEFITS

- Spin-cleaning flutes work on **cutting debris**
- **One piece, solid design** makes plunger durable and economical
- Wide and deep grooves help **move large amounts of solids** while trapping gas to maximize seal
- Undersized O.D. and slightly shorter length to enable the plunger to **pass through tight spots** or slight bends
- Uniquely crafted from hardened steel and zinc plated for **superior durability**



PLS2000CO

TECHNICAL SPECIFICATIONS

Part No.	Outside Tubing Dia. (in.)	Nominal Inside Tubing Dia. (in.)	Nominal Tubing Weight (lbs./ft.)	Plunger Length (in.)	Nominal Plunger Dia. (in.)	Plunger Weight (lbs.)
PLS1500CO	1 9/10	1.650	2.40	14	1.475	4.33
PLS1700CO	2 1/16	1.751	3.25	14	1.615	5.16
PLS2000CO	2 3/8	1.995	4.70	14	1.875	7.12
PLS2000CO190	2 3/8	1.995	4.70	14	1.900	7.25
PLS2000COH	2 3/8	1.995	4.70	14	1.875	7.25
PLS2000COH190	2 3/8	1.995	4.70	14	1.900	7.25
PLS2500CO	2 7/8	2.441	6.50	14	2.335	10.66
PLS3500CO	3 1/2	2.750	9.30	14	2.865	16.27

Materials of Construction:	Constructed of hardened alloy steel and clear zinc plated and stainless steel to resist corrosion
-----------------------------------	---

Contact Well Master today to find out how we can help optimize your oil and gas well production.

Call 303.980.0254 | Email info@wellmaster.com | Visit www.wellmaster.com
16201 Table Mountain Parkway, Suite 100 | Golden, CO 80403 | Fax 303.980.0355

©2023 Well Master Corporation, All rights reserved.



WELL MASTER
Produce more. Spend less.

BRUSH PLUNGER

SUPERIOR SEALING & SWEEPING TOOL

APPLICATIONS


- Deliquification of very marginal or low pressure wells
- Wells that require superior seal efficiency
- Wells that produce sand, salt, and/or coal fines
- Wells with tubing irregularities
- Wells with coated tubing strings

FEATURES AND BENEFITS

- Provide **exceptional seal** efficiency
- **Sweeps off sand, salt, and coal fines** that adhere along the inside diameter of the tubing wall
- Designed with **high heat, temperature resistant, nylon bristles** for extended life and performance
- Designed with **flexible, nylon brush material** allowing solids to pass while traveling in tubing
- Assembly joints secured with loc-tite and reinforces with spring pins
- Robust fishing neck for added strength

TECHNICAL SPECIFICATIONS

Part No.	Outside Tubing Dia. (in.)	Nominal Inside Tubing Dia. (in.)	Nominal Tubing Weight (lbs./ft.)	Plunger Length (in.)	Nominal Plunger Dia. (in.)	Plunger Weight (lbs.)
PLS1500R	1 1/2	1.65	2.4	13.42	1.53	4.99
PLB1700R	2 1/16	1.751	3.25	13.49	1.67	6.03
PLB2000R	2 3/8	1.995	4.7	14.69	1.92	8.77
PLB2500R	2 7/8	2.441	6.5	15.19	2.36	13
Materials of Construction:	SAE 4140 alloy steel mandrel, shoe, and fishing neck Spiral-bound brush section					Nylon



PLB2000R

Contact Well Master today to find out how we can help optimize your oil and gas well production.

Call 303.980.0254 | Email info@wellmaster.com | Visit www.wellmaster.com
16201 Table Mountain Parkway, Suite 100 | Golden, CO 80403 | Fax 303.980.0355



SHOCK ABSORBING PLUNGERS

APPLICATIONS

- Used where no downhole stop or spring assembly is installed
- Effective against **paraffin, salt, and scale producing wells**

FEATURES AND BENEFITS

- Self-contained bumper spring eliminates the need for a downhole stop
- No-Go shoe has cutter to **remove salt, scale, and paraffin**
- **Economical solution** compared the conventional spring assembly
- Eliminates the need for servicing of downhole spring
- No downhole restriction of conventional spring

AVAILABLE IN TWO SIZES

- Solid body with patented high-life rib design (2 3/8" and 2 7/8")
- Xcel™ Dual Pad with oversize pads and extended life (2 3/8" and 2 7/8")

TECHNICAL SPECIFICATONS



Part No.	Outside Tubing Dia. (in.)	Nominal Inside Tubing Dia. (in.)	Nominal Tubing Weight (lbs./ft.)	Plunger Length (in.)	Nominal Plunger Dia. (in.)	Plunger Weight (lbs.)
PLS2000AST	2 3/8	1.995	4.70	22.13	1.890	12.8
PLPA2000AST	2 3/8	1.995	4.70	21.50	2.080	12.2
PLS2500AST	2 7/8	2.441	6.50	22.25	2.340	17.0
PLPA2500AST	2 7/8	2.441	6.50	23.25	2.530	18.0
Materials of Construction:	Constructed of hardened and electroless nickel plated steel for sweet gas service					

PATENT INFORMATION

Protected under US Patent 8,162,053

Contact Well Master today to find out how we can help optimize your oil and gas well production.

Call **303.980.0254** | Email info@wellmaster.com | Visit www.wellmaster.com
16201 Table Mountain Parkway, Suite 100 | Golden, CO 80403 | Fax 303.980.0355

©2023 Well Master Corporation, All rights reserved.



FLOATING DOWNHOLE STOP AND "SCALE BUSTER"

APPLICATIONS

- Excellent **paraffin and scale control**
- Used in **high liquid producing wells** in place of bottom hole spring assembly

FEATURES AND BENEFITS

- No setting required
- Square bottom as as a No-Go
- Easily retrieved with a fishing plunger
- **Cleaning action** works as the tool cycles in lower tubing
- Commonly used in combination with a Viper Plunger as a "scale buster" to remove scale above the downhole spring - **OFTEN ELIMINATES ACID JOBS**
- Hardened steel plated with electroless nickel for **extended life**
- Reserve flutes **eliminate spin** while providing an effective shear mixing chamber
- Large open area of flutes and hollow core **minimize travel** during flow cycle



DHS2000SM

TECHNICAL SPECIFICATIONS

Part No.	Outside Tubing Dia. (in.)	Nominal Inside Tubing Dia. (in.)	Nominal Tubing Weight (lbs./ft.)	Plunger Length (in.)	Nominal Plunger Dia. (in.)	Plunger Weight (lbs.)
DHS2000SM	2 3/8	1.995	4.7	8.10	1.90	2.6
DHS2500SM	2 7/8	2.441	6.5	8.89	2.35	3.7
Materials of Construction:	Constructed of hardened and electroless nickel plated steel for sweet gas service					

Contact Well Master today to find out how we can help optimize your oil and gas well production.

Call 303.980.0254 | Email info@wellmaster.com | Visit www.wellmaster.com
16201 Table Mountain Parkway, Suite 100 | Golden, CO 80403 | Fax 303.980.0355

©2023 Well Master Corporation, All rights reserved.



WELL MASTER

Produce more. Spend less.



BOTTOM HOLE BUMPER SPRING

THE SPRING DESIGNED FOR MODULAR FLEXIBILITY & EASE OF USE

APPLICATIONS

Used in **MOST** plunger lift wells that require a bottom hole spring/stop

FEATURES AND BENEFITS

- **PREVENTS** potential damage to the plunger by absorbing the plunger impact at the bottom of the well and holds fluid to prevent dry impact
- **ADDED STRENGTH** with our one piece rod design and stress relieved fish neck
- **CUSTOMIZABLE** to a variety of hold down methods including seating nipples, collar stops, tubing stops with available pack off swab cups
- **HEAT-RESISTANT** and standard fiber seat cups to prevent bumper spring from moving out of position (2 or 3 cup configurations)
- **AVAILABLE** in many fluid retention options including standing valve (STV) or multiple pressure relieving rating (SPR)
- **ACCURATE** placement of the tool in a tubing string

SEAT CUP SPRING ASSEMBLY

- **PREVENTS** the bumper spring from moving out of position
- Accommodates most leading seat nipple brands with multiple seat cup sizes available
- Enhanced seal with 2 seat cups
- Heat-resistant and standard fiber seal cups available

COLLAR STOP/TUBING STOP SPRING ASSEMBLY

- **ACCURATE** placement of the tool in tubing string
- **EXCELLENT** for use with gas lift assisted plunger lift (GAPL) with tubing & collar stop options
- **FLEXIBILITY** when location of downhole spring can vary

FLOATING SPRING ASSEMBLY

- **EASY RETRIEVAL** with a fishing plunger, saving money on wire line costs
- **MOVEMENT DECREASES** the chances of scale buildup and sand compaction



SCS2000ALM1XP

SCS2000FLM1

SCS2000ZLMS



WELL MASTER

Produce more. Spend less.



PRESSURE RELIEVING STANDING VALVE

APPLICATIONS

Used in wells with high gas to liquid ratio and wells with high-set tubing when liquid retention during the off-cycle is desired. The pressure relieving features prevent excess liquid retention which may stall or reduce plunger effectiveness.

FEATURES AND BENEFITS

- 23 psi equates to approximately 45ft. of water or 70ft. of oil in 2" tubing
- 34 psi equates to approximately 68ft. of water or 100ft. of oil in 2" tubing
- Spring backed ball and seat help prevent dry run conditions by maintaining a small level of fluid
- Designed to prevent potential damage to plunger by absorbing the plunger impact at the bottom of the well
- Flow through maximized with extra-large throat
- Stress Relieved fishing neck adds strength

SEAT CUP HOLD DOWN

- Designed to prevent the bumper spring from moving out of position
- Accommodates X & F [API] profile nipple with multiple seat cup materials and sizes available
- Enhanced seal with 2 seat cups
- Heat-resistant polymer and standard fiber seal cups available



SPR2000ALM...



WELL MASTER

Produce more. Spend less.



HEAVY DUTY BUMPER SPRING

THE HEAVY DUTY SPRING THAT CAN HANDLE ANY PLUNGER

APPLICATIONS

Engineered with a HIGH IMPACT ABSORBING spring for fast falling plungers to prevent wear and tear on plungers and stops

FEATURES AND BENEFITS

- **MAXIMIZE** gas/fluid production with a jumbo throat
- **LOWERS** lease operating expenses
- **LARGE FLUID DISPERSION** ports to minimize potential tubing erosion in high flowing wells
- **EXTENDED LIFE** with a nitride finished spring to decrease fatigue and improve overall longevity
- **CUSTOMIZABLE** to accommodate most leading seat nipple brands
- **HEAT-RESISTANT** and standard fiber seat cups to prevent bumper spring from move out of position (2 or 3 cup configurations)
- **AVAILABLE** in many fluid retention options including standing valve (STV) or multiple pressure relieving ratings (SPR)



SPR2000AHD123XP



WELL MASTER

Produce more. Spend less.



HORIZONTAL SPRING

THE HORIZONTAL SPRING THAT INCREASES PRODUCTION THROUGH A WIDER SET RANGE

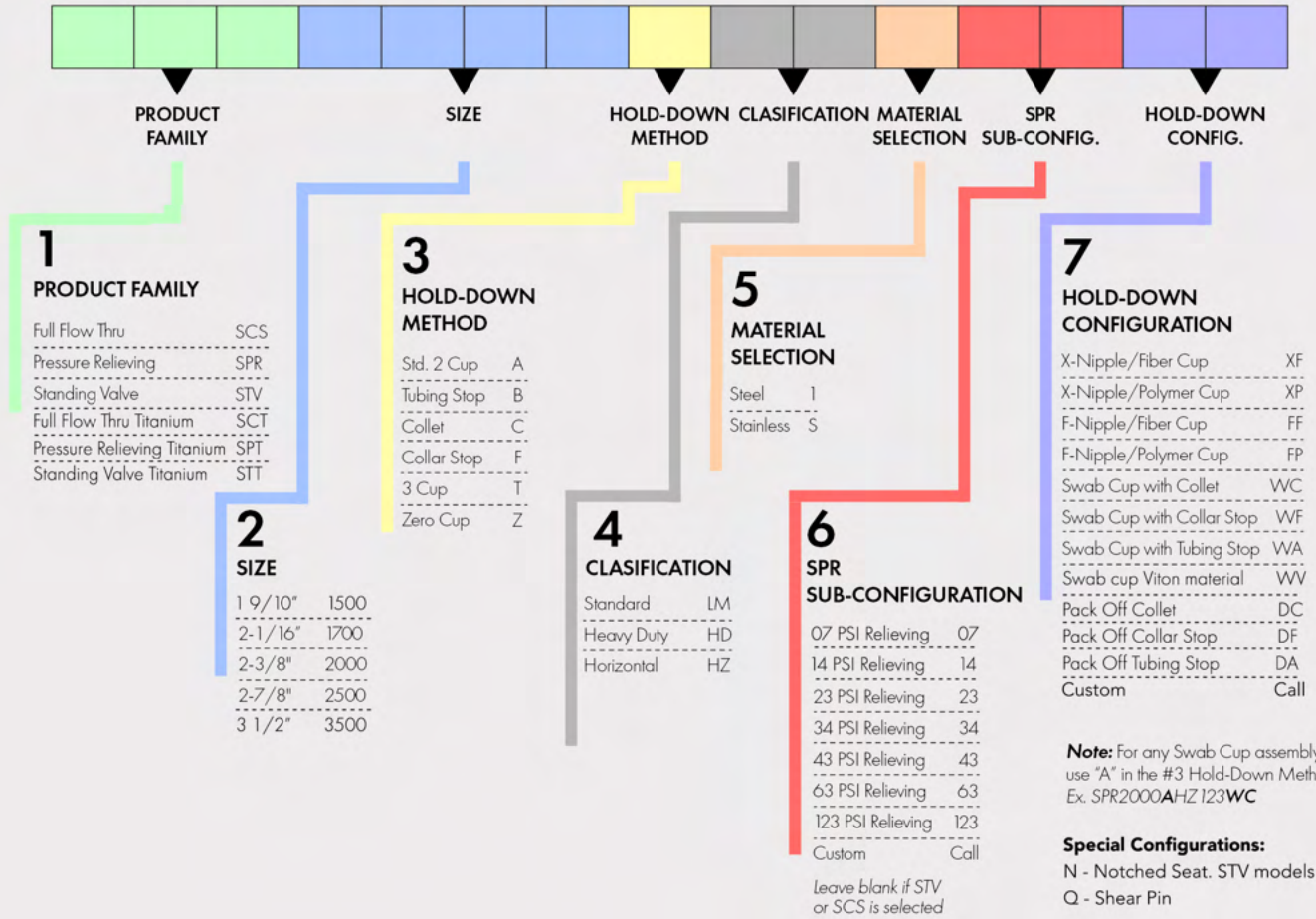


APPLICATIONS

Engineered specifically for **HORIZONTAL WELLS** that can be set deeper and assist in increasing production and deliquifications

FEATURES AND BENEFITS

- **HIGH RANGE** of setting angles from 0° to 68° from vertical
- **INCREASED GAS PRODUCTION** due to a more efficient liquid removal design and an ability to reduce bottom hole pressure
- **LARGER FLOW THROUGH AREA** of 56% that allows for higher flow rates and less back pressure
- **CUSTOMIZABLE** to a variety of hold down methods including seating nipples, collar stops, tubing stops, and swab cups
- **HEAT-RESISTANT** and standard fiber seat cups to prevent bumper spring from moving out of position (2 or 3 cup configurations)
- **AVAILABLE** in many fluid retention options including standing valve (STV) or multiple pressure relieving ratings (SPR)



EXAMPLE PART NUMBERS:

S P R 2 0 0 0 T L M S 2 3 X P

2-3/8" 23psi Pressure Relieving Stainless Steel Spring with 3 X-Nipple/Polymer Cups Hold Down

S C S 2 0 0 0 F H D 1

2-3/8" Full Flow thru Steel Heavy Duty Spring with Collar Stop Hold Down

S T V 2 5 0 0 A H Z 1 W F

2-7/8" Standing Valve Steel Horizontal Spring with Swab Cup and Tubing Stop Hold Down

Build your part number then contact your local salesman to order your customized spring.

Contact Well Master today to find out how we can help optimize your oil and gas well production.

Call 303.980.0254 | Email info@wellmaster.com | Visit www.wellmaster.com
16201 Table Mountain Parkway, Suite 100 | Golden, CO 80403 | Fax 303.980.0355



WELL MASTER

Produce more. Spend less.

TUBING STOP

APPLICATIONS

The Tubing Stop (Type "A") is designed for use in integral joint tubing strings where a coupling recess is not available. It is used primarily as an anchoring device in packoff applications.



TSP2000A

TECHNICAL SPECIFICATIONS

Size	1 1/2"	2 3/8"	2 7/8"	3 1/2"
WM Part Number	TSP1500A	TSP2000A	TSP2500A	TSP3500A
Fishneck O.D.	1.188"	1.375"	1.047"	1.500"
Max. O.D. Slips Retracted	1.438"	1.750"	1.750"	2.313"

Well Master has the ability to provide an integrated tubing stop and spring to eliminate wire line cost. See Spring Configuration Matrix to build a spring/stop combination.

Contact Well Master today to find out how we can help optimize your oil and gas well production.

Call 303.980.0254 | Email info@wellmaster.com | Visit www.wellmaster.com
16201 Table Mountain Parkway, Suite 100 | Golden, CO 80403 | Fax 303.980.0355



WELL MASTER

Produce more. Spend less.

COLLAR STOP

APPLICATIONS

The Collar Stop (Type "F") is designed to locate in the collar recess of API upset and non-upset tubing. By lowering the stop to the desired depth and lifting upward, the latch spring are tripped allowing the stop arms to expand into the collar recess. Downward jarring on the inner mandrel pushing it down behind the collar stop arms locking them into place in the collar recess.



CSP2000F

TECHNICAL SPECIFICATIONS

Size	2 3/8"	2 7/8"	3 1/2"
WM Part Number	CSP2000F	CSP2500F	CSP3500F
Fishneck O.D.	1.375"	1.047"	1.500"
Min. I.D.	0.875"	1.125"	1.625"

Well Master has the ability to provide an integrated collar stop and spring to eliminate wire line cost. See Spring Configuration Matrix to build a spring/stop combination.

Contact Well Master today to find out how we can help optimize your oil and gas well production.

Call **303.980.0254** | Email info@wellmaster.com | Visit www.wellmaster.com
16201 Table Mountain Parkway, Suite 100 | Golden, CO 80403 | Fax 303.980.0355

©2023 Well Master Corporation, All rights reserved.



WELL MASTER
Produce more. Spend less.

3K™ PREMIUM LUBRICATOR

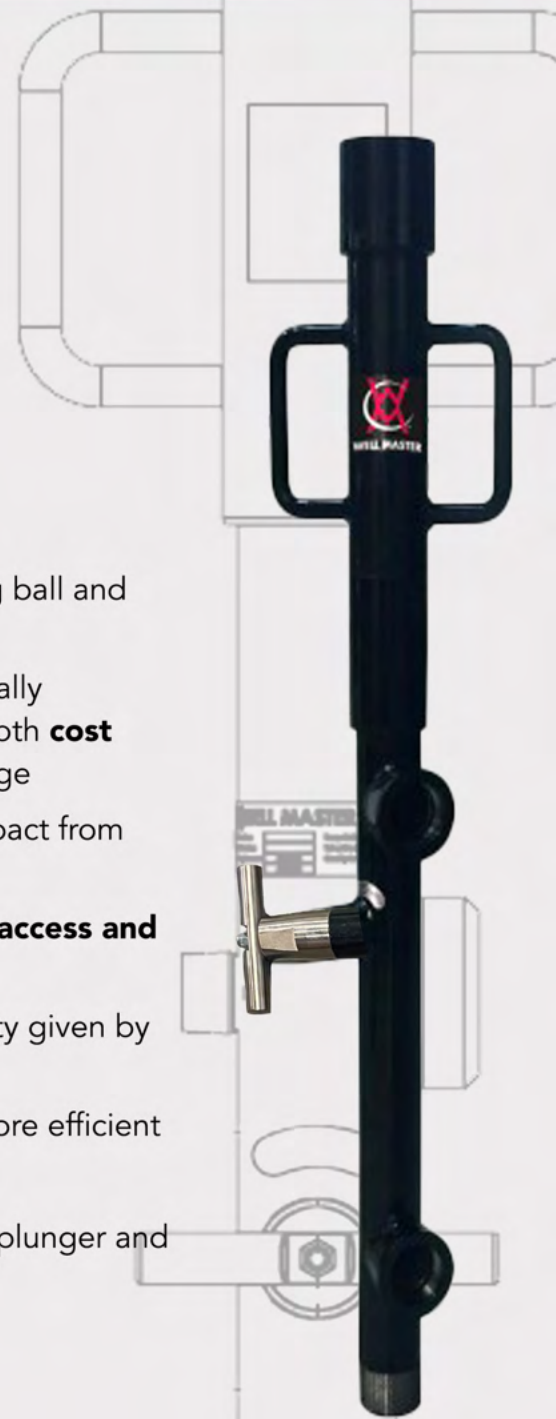
DURABLE, DUAL-OUTLET LUBRICATORS

APPLICATIONS

- New Wellheads
- Retro-fit
- Replacement
- Interchange

FEATURES AND BENEFITS

- Dual ported outlets **maximizes flow** and retains ball when using ball and sleeve plunger
- Innovative Super-E Spring option is energy absorbing and specially formulated with TeksPak®, a thermoplastic elastomer which is both **cost effective** and an excellent solution for eliminated spring breakage
- Constructed of DOM Seamless Tubing, which can withstand impact from potentially fast-rising plungers
- **Additional features of the optional lubricator top with easy access and cap:**
 - Improves well site operator equipment safety and productivity given by spring design and the ease of top removal
 - **Maximizes serviceability**, making inspections simple and more efficient
 - Springs can be replaced easily in minutes
 - Unique lubricator end cap designed for easier access to the plunger and spring including:
 - Acme square threads
 - O-Ring sealed
 - Removable by hand or a strap wrench



LUBD2000MP



WELL MASTER
Produce more. Spend less.

3K™ PREMIUM LUBRICATOR

TECHNICAL SPECIFICATIONS

Part No.	Nominal Tubing Dia. (in)	Nominal Lubricator Inside Dia. (in.)	Lubricator Length (in.)	Lubricator weight (lbs.)	Thread Design	Spring Material
LUBD1500E	1 1/2	1.650	46.0	48	API EUE 10 rd	Steel Spring
LUBD1700E	2 1/16	1.751	46.0	50	API EUE 8 rd	Steel Spring
LUBD2000MP	2 3/8	2.000	44.7	52	API EUE 8 rd	Steel Spring
LUBD2000MPE	2 3/8	2.000	44.7	50	API EUE 8 rd	Elastomer Spring
LUBD2500MP	2 7/8	2.500	49.5	84	API EUE 8 rd	Steel Spring
LUBD2500MPE	2 7/8	2.500	49.5	80	API EUE 8 rd	Elastomer Spring

Contact Well Master today to find out how we can help optimize your oil and gas well production.

Call **303.980.0254** | Email info@wellmaster.com | Visit www.wellmaster.com
16201 Table Mountain Parkway, Suite 100 | Golden, CO 80403 | Fax 303.980.0355

©2023 Well Master Corporation, All rights reserved.



WELL MASTER

Produce more. Spend less.

UNIBODY™ LUBRICATOR

UNIBODY LUBRICATOR IDEAL FOR HIGHER PRESSURE WELLS

APPLICATIONS

The 5000 psi Unibody Lubricator was designed for both standard & cold weather corrosive applications and is interchangeable with most lubricator installations.

FEATURES AND BENEFITS

- Lubricator constructed of AISI 4140-L80 alloy steel
- Meets API 6A wellhead spacing ensuring proper alignment and mechanical integrity improving operational efficiency and safety
- Heavy Duty, e-nickel plated catcher for extended life and corrosion resistance
- Unique slots designed to allow sensors to be mounted at the lowest entry point
- Additional material/wall thickness for added strength
- Heavy Duty Bowen Nut with handles for ease of use and factory greased with double O-Ring seal pockets
- Designed with large ported outlets that facilitate flow and debris removal
- Integral ported outlets to prevent unwanted material down the flow line
- Multiple 1/2" NPT threaded ports for:
 - Hydrostatic testing while on well head
 - Chemical injection
- Compatible with multiple trip rods and anvils



LUBD2000LPFFF

LUBD2000LPFTT



WELL MASTER
Produce more. Spend less.

UNIBODY™ LUBRICATOR

TECHNICAL SPECIFICATIONS

Part No.	Body Material	Flanged Inlet Base (in.)	Outlet	Inside Lubricator Dia. (in.)	Lubricator Length (in.)	Lubricator Weight (lbs.)	Working Pressure (psi)
LUBD1700LPFTT	4140	R24	Dual Ported, 2" NPT	1.75	41.6	147	5000
LUBD1700XPFTT	4140	BX-151	Dual Ported, 2" NPT	1.75	41.6	136	5000
LUBD2000LPFTT	4140	R24	Dual Ported, 2" NPT	2	45.1	154	5000
LUBS2000LPFF	4140	R24	Single Ported, R24 Flange	2	45.1	193	5000
LUBD2000LPFFF	4140	R24	Dual Ported, R24 Flanges	2	45.1	217	5000
LUBD2000XPFTT	4140	BX-151	Dual Ported, 2" NPT	2	45.1	149	5000
LUBD2000XPFFF	4140	BX-151	Dual Ported, R24 Flanges	2	45.1	215	5000
LUBD2500LPFTT	4140	R27	Dual Ported, 2" NPT	2.5	49	188	5000
LUBD2500LPFFF	4140	R27	Dual Ported, R24 Flanges	2.5	49	236	5000
LUBD2500XPFTT	4140	BX-153	Dual Ported, 2" NPT	2.5	49	184	5000
LUBD2500XPFFF	4140	BX-153	Dual Ported, R24 Flanges	2.5	50.9	249	5000
LUBD3500LPFTT	4140	R35	Dual Ported, 2" NPT	3	53.4	248	5000

Contact Well Master today to find out how we can optimize your oil and gas well production.

Call **303.980.0254** | Email info@wellmaster.com | Visit www.wellmaster.com
16201 Table Mountain Parkway, Suite 100 | Golden, CO 80403 | Fax 303.980.0355

©2023 Well Master Corporation, All rights reserved.



WELL MASTER

Produce more. Spend less.

MODULAR LUBRICATOR

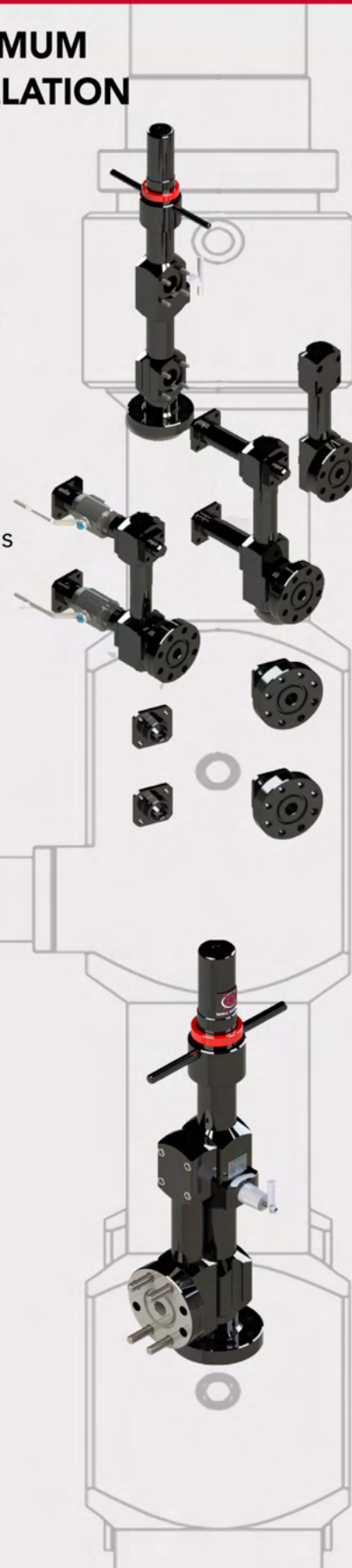
WELD FREE, DROP-IN LUBRICATOR SYSTEM FOR MAXIMUM CUSTOMIZATION AND EXPEDITED WELL HEAD INSTALLATION

APPLICATIONS

The Modlube was designed for operations in a wide temperature range and corrosive applications and was created specifically to reduce the time and cost associated with higher pressure oil & gas well head installation thus lowering total installation expenses.

FEATURES AND BENEFITS

- Available in multiple outlet configurations to fit most API well head designs
- Assemble to order designs specific to customer needs
- Body constructed of 4140-L80 alloy steel with powder coating for longevity and corrosion protection
- Meets API 6A wellhead spacing ensuring proper alignment and mechanical integrity improving operational efficiency and safety
- Heavy Duty, e-nickel plated catcher for extended life and corrosion resistance
- Additional material/wall thickness for added strength and safety
- Self greasing catcher design with duplicate O-rings to prevent leaks
- Heavy Duty Bowen Nut with Handles for ease of use
- Multiple 1/2" NPT threaded ports for:
 - Hydrostatic testing while on well head
 - Chemical injection
- Compatible with multiple trip rods and anvils






WELL MASTER
Produce more. Spend less.

MODULAR LUBRICATOR

PART NUMBER CONFIGURATOR

		Part Number	
		Example	
		LUBM	2000
1	PRODUCT	Modular Lubricator	
2	SIZE	2000	2-3/8"
		2500	2-7/8"
3	PRESSURE/ TEMPERATURE RATING	5,000 PSI/-50°F to 180°F	L
		5,000 PSI/-20°F to 180°F	P
4	MODEL	Flanged Tee/Cross 2000 [7.31" x 22.12"] 2500 [7.44" x 22.69"]	T
		Studded Tee/Cross 2000 [4.50" x 19.31"] 2500 [4.50" x 19.81"]	C
		Standard Model (No Merged Flange Assy)	D
		Internal Bypass [7.31"]	G
		Internal Bypass [4.50"]	J
5	PORTED	Ported/Adapters	P
		No Ports	Blank
6	INLET	Flange 5K	F
		Flange 10K	X
7	FIRST OUTLET	Valve	V
		Spool	S
		Flange 5K	F
		Threaded	T
		Special	Z
8	SECOND OUTLET	Valve	V
		Spool	S
		Flange 5K	F
		Threaded	T
		Special	Z
9	MERGED FLANGE OUTLET	Flange 5K	F
		Flange 10K	X
		No Merged Assembly	Blank



LUBM2000TPFSSF

Contact Well Master today to find out how we can help optimize your oil and gas well production.

Call 303.980.0254 | Email info@wellmaster.com | Visit www.wellmaster.com
16201 Table Mountain Parkway, Suite 100 | Golden, CO 80403 | Fax 303.980.0355

©2023 Well Master Corporation, All rights reserved.



WELL MASTER
Produce more. Spend less.

SUPER-E™ SPRING


INNOVATIVE, ENERGY ABSORBING, DURABLE ELASTOMER SPRING

APPLICATIONS

The Super-E Spring is specially formulated with Tecspak®, a thermoplastic elastomer which is cost effective and an excellent solution to eliminating spring breakage. It's also safer and 20 times more durable than polyurethane.

FEATURES AND BENEFITS

- Designed as a **direct replacement** for steel or alloy metal springs
- Upgrade available on Well Master lubricators when purchased new or as a retrofit
- Resistant to breakage in oil and gas wells with Co2 and H2S which cause breakage of steel springs
- **Proprietary design** does not expand on compression, eliminating hoop stress failures of lubricator caps
- Non-linear dynamic **impact absorption**
- Maximum surface temperature is 150°F



LUBX2001E



WELL MASTER
Produce more. Spend less.

SUPER-E™ SPRING

TECHNICAL SPECIFICATIONS

Part No.	Lubricator Size (in.)	Nominal Spring Dia. (in.)	Spring Length (in.)	Spring Weight (lbs.)	Spring Loading
LUBX2001E (3K)	2 3/8	2.40	11.35	0.65	Dynamic to 3000#
LUBX2008E (5K)	2 3/8	2.49	11.27	0.86	Dynamic to 3500#
LUBX2501E (3K & 5K)	2 7/8	2.70	12.60	0.85	Dynamic to 3500#
Materials of Construction:	Specifically formulated with TecnPak®, a thermoplastic elastomer ASTM D 4550				

Contact Well Master today to find out how we can help optimize your oil and gas well production.

Call 303.980.0254 | Email info@wellmaster.com | Visit www.wellmaster.com
16201 Table Mountain Parkway, Suite 100 | Golden, CO 80403 | Fax 303.980.0355

©2023 Well Master Corporation, All rights reserved.



WELL MASTER
Produce more. Spend less.

SENTRY™ SENSOR

PLUNGER ARRIVAL SENSOR WITH MAGNETIC SHUT-OFF (MSO)

APPLICATIONS

Well suited for plunger arrival sensing on most wells.

FEATURES AND BENEFITS

- **Quick and easy installation** with firm mounting, reducing vibration that can cause false triggering
- **Built-in mounting**, therefore no tape, ties or extra clamps are needed for a secure mount
- Extremely **low power consumption** that does not require power from a third wire, thereby reducing system battery load
- Do not use internal batteries
- Reserve **polarity protected**, making the installation more foolproof



CONX010SM

TECHNICAL SPECIFICATIONS

Part No.	CONX010SM
Dimensions Without Mountain Clamp (WxDxH)	1.5"x1.5"x1.5"
Weight (lbs)	0.5 lbs
Materials of Construction	Weatherproof/Sealed PVC Outer All connections encapsulated in UL 94V-0 rated Dow Corning® Sylgard® 160 Silicone Elastomer
Electrical Requirements	Power derived from input signal line +3 VDC -+15 VDC, 5uA standby current Proper wiring methods required to ensure Class I, Div 2 compliance
Trigger Capability	+3 VDC - + 15 VDC, including Optically Isolated Inputs Actuation time 3-5 seconds
Electrical Connections	10 feet, 2 conductor 22 AWG stranded cable (Alpha 1172C UL listed) Unit to be connected to signal lines only Red: Signal, Black: Ground Reverse polarity protected
Mounting	Built-in stainless steel clamp Mounts to pipes up to 3.5" diameter

Contact Well Master today to find out how we can help optimize your oil and gas well production.

Call **303.980.0254** | Email info@wellmaster.com | Visit www.wellmaster.com
16201 Table Mountain Parkway, Suite 100 | Golden, CO 80403 | Fax 303.980.0355

©2023 Well Master Corporation, All rights reserved.



WELL MASTER

Produce more. Spend less.

HAWKEYE IS & HAWKEYE XP

BOTH THE HAWKEYE (INTRINSICALLY SAFE) IS AND HAWKEYE (EXPLOSION PROOF) XP ARE PLUNGER ARRIVAL SENSORS WITH SELF CALIBRATION AND THE HAWKEYE XP IS ALSO EXPLOSION PROOF

APPLICATIONS

Designed for reliable operation in extreme conditions

FEATURES AND BENEFITS

- **Adjustable sensitivity levels** allows for utmost accuracy
- Extremely **low power consumption**, drawing less than 700 μ A of current
- Does not use internal batteries
- Protected by a **rugged water-resistant** aluminum enclosure filled with hardened epoxy
- Features a **1/2" NPT port** that enable use of either a Teck connector & armored cable or a standard cable gland & instrumentation cable
- Detects plunger arrivals from **up to three feet away**
- Hawkeye IS and Hawkeye XP both Class 1, Div 1, Zone 0 certified
- ATEX Certification is available upon request



CONX010SETC



CONX010SETCX



WELL MASTER

Produce more. Spend less.

HAWKEYE IS & HAWKEYE XP

TECHNICAL SPECIFICATIONS OF HAWKEYE IS

Part No.	CONX010SETC
Operating Temp.	-40°F to +158°F (-40°C to +70°C)
Operating Valve	5V to 28V
Average Current	<700 μ A
Interface	3 Wire (COM/SIG/PWR)
Operating Mode	Normally Open
Certifications	Class 1, Zone 0, Ex ia IIB T4 Class1, Zone 0, Aex ia IIB T4
Mounting	Stainless steel clamp Mounts to pipes up to 3.5" diameter

TECHNICAL SPECIFICATIONS OF HAWKEYE XP

Part No.	CONX010SETCX
Operating Temp.	-40°F to +158°F (-40°C to +70°C)
Operating Valve	5V to 28V
Average Current	<700 μ A
Interface	3 Wire (COM/SIG/PWR)
Operating Mode	Normally Open
Certifications	Class 1, Zone 0, Ex ia IIB T4 Class1, Zone 0, Aex ia IIB T4
Mounting	Stainless steel clamp Mounts to pipes up to 3.5" diameter

Contact Well Master today to find out how we can help optimize your oil and gas well production.

Call **303.980.0254** | Email info@wellmaster.com | Visit www.wellmaster.com
16201 Table Mountain Parkway, Suite 100 | Golden, CO 80403 | Fax 303.980.0355

©2023 Well Master Corporation, All rights reserved.



WELL MASTER

Produce more. Spend less.

MODEL 550

ECONOMICAL PLUNGER LIFT CONTROLLER WITH PRESSURE OVERRIDE

APPLICATIONS

Designed to withstand extreme conditions for plunger lift system control.

FEATURES AND BENEFITS

- **Proven to function reliably** in temperatures as low as -20°F and up to 158°F
- Draws little energy from rechargeable battery, **operating for more than 3+ months** on a single charge from the solar panel
- Protected by a **rugged water-tight** steel encloser with a locking door latch
- **Features several pre-punched ports** to provide a variety of options for solenoid and wiring connector locations
- Can be configured as a simple well intermittent or used in conjunction with a plunger arrival sensor **to optimize production**



CON5500

TECHNICAL SPECIFICATIONS

Part No.	CON5500
Operating Temp.	-20°F to +158°F
Battery	6 V, 4.5 Ah
Solar Panel	6V, 1.1 W
Standby Time	3+ Months
Valves Supported	1/1
Arrival Sensor	Well Master Plunger Arrival Sensor
Cycle History	Last 25 Plunger Cycles

Contact Well Master today to find out how we can help optimize your oil and gas well production.

Call 303.980.0254 | Email info@wellmaster.com | Visit www.wellmaster.com
16201 Table Mountain Parkway, Suite 100 | Golden, CO 80403 | Fax 303.980.0355

©2023 Well Master Corporation, All rights reserved.



WELL MASTER
Produce more. Spend less.

MODEL 650

PREMIUM PLUNGER LIFT CONTROLLER WITH BUILT IN OPTIMIZATION

APPLICATIONS

Designed to withstand extreme conditions to optimize production operating up to 3 valves.

FEATURES AND BENEFITS

- **Proven to function reliably** in temperatures as low as -40°F and up to 158°F
- Draws little energy from rechargeable battery, **operating for more than 8 months** on a single charge from the solar panel
- Protected by a **rugged water-tight** steel encloser with a locking door latch
- **Features several pre-punched ports** to provide a variety of options for solenoid and wiring connector locations
- Can be configured as a simple well intermittent or used in conjunction with a plunger arrival sensor **to optimize production**
- Includes a standard Modbus communication port to **allow remote monitoring and control**
- Included **intelligent and effective optimization** algorithms help to achieve maximum production



CON6500

TECHNICAL SPECIFICATIONS

Part No.	CON6500
Operating Temp.	-40°F to +158°F (-40°C to +70°C)
Battery	6 V, 8 Ah
Solar Panel	6V, 1.1 W
Valves Supported	1-3
Arrival Sensor	Hawkeye IS & Hawkeye XP
Other Inputs	Line Pressure Switch/Sensor
Cycle History	Last 25 Plunger Cycles
Daily History	Current Day + 14 Previous Days
Communications	RS-485 Modbus
Certification	CSA Class 1, Zone 0, Ex/Aex ia (ia) IIB

Contact Well Master today to find out how we can help optimize your oil and gas well production.

Call **303.980.0254** | Email info@wellmaster.com | Visit www.wellmaster.com
16201 Table Mountain Parkway, Suite 100 | Golden, CO 80403 | Fax 303.980.0355

©2023 Well Master Corporation, All rights reserved.



WELL MASTER
Produce more. Spend less.

TACKLE BOX™

FISHING TOOL KIT

APPLICATIONS

Ideal for **retrieving all types of downhole equipment**

FEATURES AND BENEFITS

- Kit includes: Fishing plunger, internal and external impression blocks, internal latch, overshot, 220 lb "Rare Earth" magnet and Allen wrench
- Comes in a **durable Pelican™ case** to store and **protect tools**
- **Cost savings!** Pays for itself upon one successful retrieval
- Plunger has the Well Master patented high lift rib and groove design for **maximum lifting power**
- Stainless steel retrieval attachment to **prevent rust** after multiple uses

MAGNETIC TYPE

- Powerful "Rare Earth" magnet rated at 220 lbs. of pull force
- Used to fish all ferrous metal plungers

LATCH TYPE

- Collet type overshot and internal latch
- Internal stop **prevents overshooting** and damaging latch tines
- Latch is removable, replaceable, and is secured with a threaded connection
- Can be used to fish non-ferrous tools

IMPRESSION BLOCKS

- Determines shape and orientation of down-hole equipment to be retrieved
- Can use plumber putty and/or roofing tar to get impression
- **Ideal for unknown objects** down-hole



PLS2000FTK



TECHNICAL SPECIFICATIONS

Part No.	Outside Tubing Dia. (in.)	Nominal Inside Tubing Dia. (in.)	Nominal Tubing Weight (lbs./ft.)	Plunger Length (in.)	Nominal Plunger Dia. (in.)	Kit Weight (lbs.)
PLS1700FTK	2 1/16	1.751	3.25	12.7	1.64	15
PLS2000FTK	2 3/8	1.995	4.7	14	1.9	19
PLS2500FTK*	2 7/8	2.441	6.5	14.7	2.34	23
Materials of Construction:	Plunger constructed of hardened and electroless nickel plated steel Attachments made of Stainless Steel					

FISHING KIT PARTS & ACCESSORIES

Part No.	Description
PLS2000FTB	Pelican Storage Case
PLS1701F	2 1/16 Plunger with bottom threads for fishing attachments
PLS2001F	2 3/8 Plunger with bottom threads for fishing attachments
PLS2501F	2 7/8 Plunger with bottom threads for fishing attachments
PLS1700FTM	2 1/16 Magnetic Attachment
PLS2000FTM	2 3/8 Magnetic Attachment
PLS2500FTM	2 7/8 Magnetic Attachment
PLS1700FTO	2 1/16 Overshot Attachment
PLS2000FTO	2 3/8 Overshot Attachment
PLS1700FTI	2 1/16 Internal Latch Attachment
PLS2000FTI	2 3/8 Internal Latch Attachment
PLS2500FTI	2 7/8 Internal Latch Attachment
PLS1700FTIB	2 1/16 Impression Block Attachment
PLS2000FTIB	2 3/8 Impression Block Attachment
PLS1700FTIC	2 1/16 Impression Cone Attachment
PLS2000FTIC	2 3/8 Impression Cone Attachment
PLS2000FTG	2 3/8 Ball Retrieval Assembly (sold separately)
PLS2500FTG	2 7/8 Ball Retrieval Assembly (sold separately)
PLS2000FTA	Allen Wrench

Contact Well Master today to find out how we can help optimize your oil and gas well production.

Call **303.980.0254** | Email info@wellmaster.com | Visit www.wellmaster.com
16201 Table Mountain Parkway, Suite 100 | Golden, CO 80403 | Fax 303.980.0355

©2023 Well Master Corporation, All rights reserved.



WELL MASTER
Produce more. Spend less.

PULLERS & GAUGE RINGS

FEATURES AND BENEFITS OF PULLERS

- Assists in plunger retrieval
- Magnetic attachment, collet type and internal stop latch available
- Aluminum rod helps with grounding of the puller
- Composite ends designed for extended life and ease of use

FEATURES AND BENEFITS OF GAUGE RINGS

- Designed to help determine if a plunger needs to be replaced
- ID chamfered for ease of measurement
- Helps eliminate any guesswork by identifying worn out plungers
- Made of heavy-duty durable stainless steel for extended life
- Precision machined ID held to a tolerance less than .0005"



PUL0001DE



PUL0003MC



GAU1900

GAU1860

GAU2305



PUL0001SE



TECHNICAL SPECIFICATIONS OF PULLERS

Part No.	Description	Tool Size (in.)	Tool Length	Tool Weight (lbs.)
PUL0001SE	Single Ended, Magnet	Various	40	1.5
PUL0001DE	Double Ended, Overshot & Internal	Various	40	1.5
PUL0002DE	Double Ended, Magnet & Internal	Various	40	1.5
PUL0003SE	Single Ended, Magnet, Long	Various	49	2.0
PUL0003MC	Chain w/ Magnet	Various	63	2.0
Materials of Construction:	Aluminum rod with nylon ends; 220 lbs. magnet also available			

TECHNICAL SPECIFICATIONS OF GAUGE RINGS

Part No.	Tool Size (in.)	Tool Dia. (in.)	Tool Length	Tool Weight (lbs.)	Recommended Plunger Type
GAU1615	2 1/16	1.615	3.19	2.0	Solid
GAU1657	2 1/16	1.657	3.19	2.0	Pad
GAU1860	2 3/8	1.860	3.19	1.5	Solid
GAU1900	2 3/8	1.900	3.19	1.5	Pad
GAU2305	2 7/8	2.305	3.19	1.5	Solid
Materials of Construction:	Gauge Rings: Standard construction 303 stainless steel				

Contact Well Master today to find out how we can help optimize your oil and gas well production.

Call 303.980.0254 | Email info@wellmaster.com | Visit www.wellmaster.com
16201 Table Mountain Parkway, Suite 100 | Golden, CO 80403 | Fax 303.980.0355

©2023 Well Master Corporation, All rights reserved.



WELL MASTER
Produce more. Spend less.

AUTOMATED CHOKE VALVE

SIDE-ENTRY THREADED CONTROL & CHOKE VALVE

APPLICATIONS


Control a wide range of pressures and flow rates of gases and/or liquid with accurate control to get a long safe valve life.

FEATURES AND BENEFITS

- **Field Lubricated Stem** can be used with handle or actuator
- **Actuation Friendly** pre-drilled for simple in-line actuation changes, whether manual or automated
- **Low Torque** - exclusive internal gear drive requires less torque, often allowing use of smaller, less expensive actuation.
- **Side Entry Access Bonnet** allows easy changeout of the discs to accommodate changing flow conditions, and for complete inspection and maintenance - all without taking the valve out of line, or removing the actuator
- **In-Line Flow Path** minimizes pressure drop, erosion and cavitation
- **Tungsten Carbide** control discs and extended downstream erosion protection

TECHNICAL DATA

- Machined from solid bar stock; no porosity, limitless possible lengths
- Pressure ratings up to 5,000 psi MOP
- Xylan™ coated 17-4 stainless steel stem and disc driver
- Standard materials of API 4130 (75K) and 316SS, or customer specified materials
- ANSI B16.34 and/or API 6A wall thickness and bolt loading
- Manual, electric, hydraulic, or pneumatic actuation
- Open/close or modulating service
- Automated valves have selectable failure position



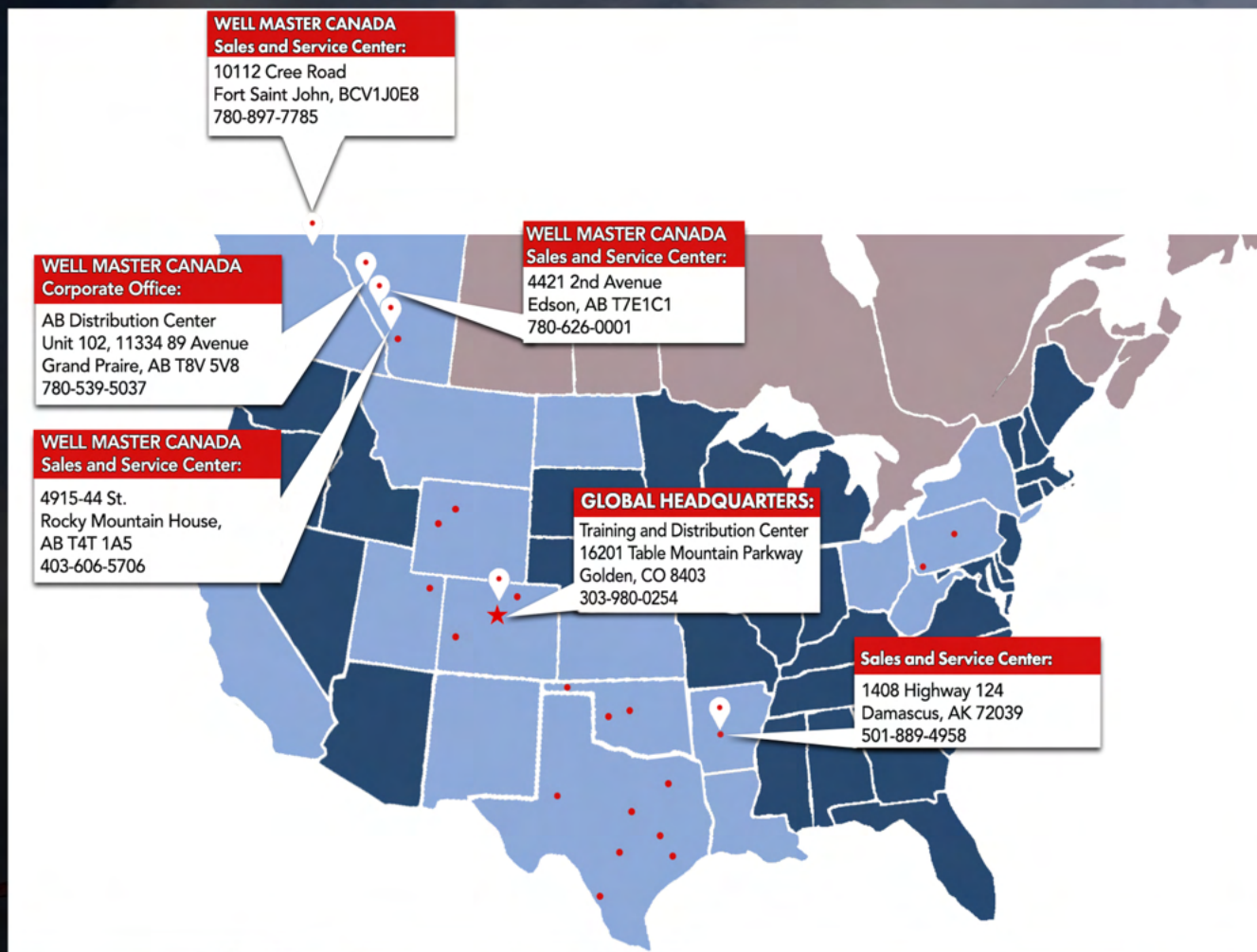
VAL2050SADC

Contact Well Master today to find out how we can help optimize your oil and gas well production.

Call 303.980.0254 | Email info@wellmaster.com | Visit www.wellmaster.com
16201 Table Mountain Parkway, Suite 100 | Golden, CO 80403 | Fax 303.980.0355

©2023 Well Master Corporation, All rights reserved.

Contact Well Master today to find out how we can help optimize your oil and gas well production



Service Areas

- | | | | |
|--------------|------------------|------------|---------------|
| Argentina | Alberta | Arkansas | North Dakota |
| Australia | British Columbia | California | Ohio |
| China | | Colorado | Oklahoma |
| Germany | | Kansas | Pennsylvania |
| India | | Louisiana | Texas |
| Pakistan | | Montana | Utah |
| Poland | | New Mexico | West Virginia |
| Saudi Arabia | | New York | Wyoming |
| Turkey | | | |
| UAE | | | |

Find us on LinkedIn, Facebook, YouTube & Instagram

